

P.O. Box 19283, Springfield, IL 62794-9283  
Phone: (217) 492-4295

U.S. DEPARTMENT OF AGRICULTURE  
ILLINOIS DEPARTMENT OF AGRICULTURE

**DIVISION OF FOREST RESOURCES**  
600 North Grand Avenue West  
Springfield, Illinois 62706  
Phone: (217) 782-2361

May 25, 1990

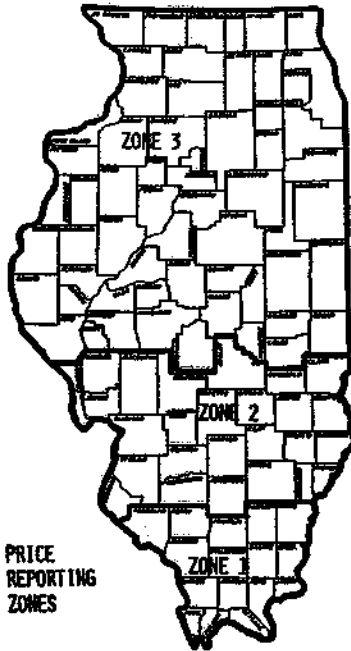
**PRICES PAID ILLINOIS TIMBER PRODUCERS  
NOVEMBER 1989 THROUGH FEBRUARY 1990**

Winter sawtimber prices paid Illinois timber growers for stumpage and F.O.B. mill were mostly higher than a year earlier. Of the timber buyers reporting volume of their 1989 operations, 41% indicated their volume was 500 thousand board feet or more. This was up from 36% reported a year earlier on their 1988 operations.

This report is prepared by the Illinois Agricultural Statistics Service with the assistance of the Illinois Division of Forest Resources. Unless otherwise indicated, prices shown in this report are prices reported by licensed timber buyers. The cooperation of those timber buyers who participated in the survey is gratefully appreciated.

Illinois is divided into three price-reporting zones, based on timber resources, similarity, utilization standards and practices and soil types. Zone 1 is the Southern Unit, Zone 2 the Claypan Unit and Zone 3 the Prairie Unit. Ranges of prices for each zone are shown on the back of this report.

This report can be used only as a guide for determining the market value of timber. General market and economic conditions are the major price-determining factors. Certain local considerations such as accessibility, site and terrain, distance to market, size of sale, and tree size and quality also affect the price received. For technical, marketing or management assistance, contact your local State Forester, or the Division of Forest Resources, Illinois Department of Conservation, 600 North Grand Avenue, West, Springfield, Illinois 62706.



**AVERAGE SAWTIMBER PRICES IN \$ PER M BD. FT., STUMPAGE AND F.O.B. SELECTED PERIODS**

SPECIES	November 1988-February 1989		May 1989-August 1989		November 1989-February 1990	
	Stumpage	F.O.B.	Stumpage	F.O.B.	Stumpage	F.O.B.
Ash	118	271	136	268	138	298
Basswood	63	145	54	146	67	150
Beech	44	124	46	119	44	119
Cottonwood	41	118	41	118	37	119
Sweet Gum	47	125	42	122	44	122
Elm & Hackberry	47	127	45	122	48	124
Hickory	52	136	49	147	54	140
Soft Maple	54	135	53	146	55	142
Sugar Maple	58	150	64	142	66	170
Black Oak	101	159	96	176	106	192
Pin Oak	49	124	48	128	53	125
Red Oak	156	314	169	343	180	325
White Oak	137	289	164	335	173	284
Yellow Poplar	74	166	90	179	84	188
Sycamore	40	127	40	124	42	119
Black Walnut	326	512	288	515	322	542
Woods Run Bottomland	57	125	64	130	56	136
Woods Run Upland	99	140	109	163	106	157

**FACE VENEER PRICES \$ PER M BD. FT.**

	November 1988-February 1989	May 1989-August 1989	November 1989-February 1990
Red Oak	440	455	579
White Oak	851	819	977
Walnut	1,443	1,439	1,529

**UNPEELED PULPWOOD PRICES, \$ PER TON, SELECTED PERIODS**

Ton	November 1988-February 1989		May 1989-August 1989		November 1989-February 1990	
	Stumpage	F.O.B.	Stumpage	F.O.B.	Stumpage	F.O.B.
	1.88	--	1.63	16.50	1.90	12.95

**COOPERAGE PRICES, \$ PER M BD. FT., STUMPAGE AND F.O.B. SELECTED PERIODS**

White Oak	November 1988-February 1989		May 1989-August 1989		November 1989-February 1990	
	Stumpage	F.O.B.	Stumpage	F.O.B.	Stumpage	F.O.B.
	198	440	178	350	205	405

Bulk Rate  
U.S. Postage  
PAID  
Springfield, IL  
PERMIT NO. 906

Timber Prices  
November 1989-February 1990  
May 25, 1990

MOST COMMONLY REPORTED PRICES PAID ILLINOIS TIMBER PRODUCERS NOVEMBER 1989 - FEBRUARY 1990							
PRODUCT	UNIT	Zone 1		Zone 2		Zone 3	
		Stumpage F.O.B. Mill		Stumpage F.O.B. Mill		Stumpage F.O.B. Mill	
<b>1. Sawtimber</b>							
Ash	M bd. ft.	50 - 250	125 - 380	80 - 250	120 - 500	60 - 200	150 - 500
Basswood	M bd. ft.	50 - 70	125 - 170	30 - 100	100 - 200	40 - 100	125 - 200
Beech	M bd. ft.	30 - 50	100 - 140	30	100 - 120	-	-
Cottonwood	M bd. ft.	25 - 50	90 - 140	20 - 60	90 - 140	20 - 50	110 - 150
Sweet Gum	M bd. ft.	30 - 60	100 - 140	20 - 55	110 - 140	-	-
Elm & Hackberry	M bd. ft.	30 - 80	100 - 140	20 - 60	100 - 150	20 - 100	110 - 150
Hickory	M bd. ft.	30 - 100	110 - 200	30 - 100	110 - 200	30 - 90	120 - 200
Soft Maple	M bd. ft.	40 - 100	100 - 160	30 - 100	110 - 200	30 - 100	110 - 200
Sugar Maple	M bd. ft.	40 - 100	120 - 250	30 - 100	114 - 200	50 - 100	150 - 250
Black Oak	M bd. ft.	50 - 200	125 - 300	50 - 200	110 - 300	40 - 150	100 - 300
Pin Oak	M bd. ft.	30 - 120	100 - 150	20 - 80	100 - 140	25 - 120	150
Red Oak	M bd. ft.	100 - 300	250 - 500	50 - 300	110 - 500	100 - 300	120 - 500
White Oak	M bd. ft.	50 - 250	240 - 400	50 - 300	110 - 600	100 - 300	120 - 450
Yellow Poplar	M bd. ft.	50 - 150	120 - 260	50 - 70	120 - 170	100	220
Sycamore	M bd. ft.	20 - 60	100 - 140	20 - 60	100 - 140	20 - 60	110 - 130
Black Walnut	M bd. ft.	150 - 500	350 - 700	100 - 600	300 - 900	250 - 600	400 - 800
Woods Run Bottomland	M bd. ft.	35 - 100	120 - 150	30 - 110	120 - 180	40 - 75	-
Woods Run Upland	M bd. ft.	40 - 225	120 - 200	40 - 150	120 - 220	50 - 200	-
<b>STATEWIDE</b>							
		Stumpage			F.O.B.		
<b>2. Face Veneer</b>							
Red Oak	M bd. ft.	200 - 1,000			450 - 1,250		
White Oak	M bd. ft.	500 - 2,000			800 - 2,000		
Walnut	M bd. ft.	400 - 4,000			900 - 3,500		
<b>3. Pulpwood</b>							
Unpeeled	Ton	1.50 - 2.00			12.90 - 13.00		
<b>4. Cooprage</b>							
White Oak	M bd. ft.	150 - 300			300 - 500		

LOG SCALES USED BY REPORTING BUYERS		
Scale	Percent Using	
Doyle	98	
Scribner	2	
International	-	
CUSTOM SAWING BY THOSE REPORTING		
Region	Percent Reporting	Rates Reported \$/M bd. ft.
Zone 1	33	100 - 200
Zone 2	33	80 - 200
Zone 3	33	100 - 250
ILLINOIS	33	80 - 250

VOLUME OF 1989 OPERATIONS				
Size in (000) bd. ft.	Zone 1 %	Zone 2 %	Zone 3 %	All %
1 - 100	14	20	37	25
100 - 500	34	37	31	34
500 - 1,000	14	13	6	11
1,000 - 3,000	14	17	13	16
3,000 +	24	13	13	14

Cooprage is the manufacture of barrels. Face veneer: Logs cut into thin sheets or "veneer" used mostly by furniture builders. Pulpwood is used in making paper, fiberboard, and similar products. M bd. ft. means thousand board feet. Sawtimber refers to logs that are cut into lumber or timbers.

MARKED TIMBER SALES - NOVEMBER 1989 - FEBRUARY 1990  
STATEWIDE STUMPAGE\*  
Woods Run Upland \$108 - \$217/M bd. ft.  
Woods Run Bottomland Insufficient Data  
\*Prices supplied to District Foresters by seller, may include some veneer.

Fred S. Barrett  
State Statistician

Dean Hasenmyer, Garry D. Kopley,  
Agricultural Statisticians

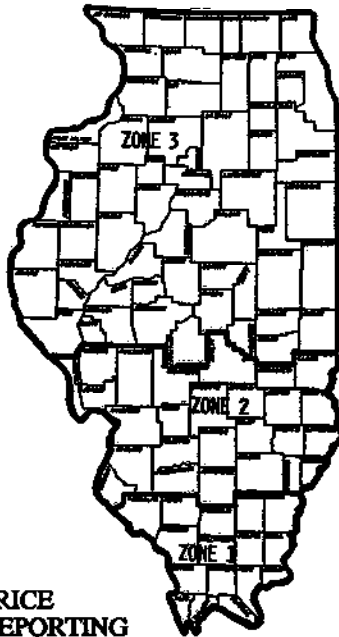
P.O. Box 19283, Springfield, IL 62794-9283  
 Phone: (217) 492-4295

U.S. DEPARTMENT OF AGRICULTURE  
 ILLINOIS DEPARTMENT OF AGRICULTURE

DIVISION OF FOREST RESOURCES  
 600 North Grand Avenue West  
 Springfield, Illinois 62706  
 Phone: (217) 782-2361

November 20, 1990

**PRICES PAID ILLINOIS TIMBER PRODUCERS**  
**MAY 1990 THROUGH AUGUST 1990**



**PRICE**  
**REPORTING**  
**ZONES**

Summer sawtimber prices paid Illinois timber growers were generally higher than a year earlier for both stumpage and FOB. Of the timber buyers reporting volume of their 1990 operations, 48% indicated their volume was 500 thousand board feet or higher. This was up from the 1989 percentage of 43%.

This report is prepared by the Illinois Agricultural Statistics Service in cooperation with the Illinois Division of Forest Resources. Unless otherwise indicated, prices shown in this report are prices reported by licensed timber buyers. The cooperation of those timber buyers who participated in the survey is gratefully appreciated.

Illinois is divided into three price-reporting zones, based on timber resources, similarity, utilization standards and practices and soil types. Zone 1 is the Southern Unit, Zone 2 the Claypan Unit and Zone 3 the Prairie Unit. Ranges of prices for each zone are shown on the back of this report.

This report can be used only as a guide for determining the market value of timber. General market and economic conditions are the major price-determining factors. Certain local considerations such as accessibility, site and terrain, distance to market, size of sale, and tree size and quality also affect the price received. For technical, marketing or management assistance, contact your local State Forester, or the Division of Forest Resources, Illinois Department of Conservation, 600 North Grand Avenue, West, Springfield, Illinois 62706.

**AVERAGE SAWTIMBER PRICES IN \$ PER M BD. FT., STUMPAGE AND F.O.B. SELECTED PERIODS**

SPECIES	May 1989-August 1989		November 1989-February 1990		May 1990-August 1990	
	Stumpage	F.O.B.	Stumpage	F.O.B.	Stumpage	F.O.B.
Ash	136	268	138	298	148	286
Basswood	54	146	67	150	72	139
Beech	46	119	44	119	47	122
Cottonwood	41	118	37	119	43	122
Sweet Gum	42	122	44	122	48	128
Elm & Hackberry	45	122	48	124	52	130
Hickory	49	147	54	140	56	136
Soft Maple	53	146	55	142	58	139
Sugar Maple	64	142	66	170	71	160
Black Oak	96	176	106	192	103	170
Pin Oak	48	128	53	125	53	130
Red Oak	169	343	180	325	167	289
White Oak	164	335	173	284	167	282
Yellow Poplar	90	179	84	188	95	202
Sycamore	40	124	42	119	48	127
Black Walnut	288	515	322	542	307	508
Woods Run Bottomland	64	130	56	136	63	136
Woods Run Upland	109	163	106	157	112	169

**FACE VENEER PRICES \$ PER M BD. FT.**

Red Oak	455	705	579	876	426	737
White Oak	819	1,321	977	1,350	853	1,351
Walnut	1,439	2,180	1,529	1,943	1,171	1,886

**UNPEELED PULPWOOD PRICES, \$ PER TON, SELECTED PERIODS**

Ton	May 1989-August 1989		November 1989-February 1990		May 1990-August 1990	
	Stumpage	F.O.B.	Stumpage	F.O.B.	Stumpage	F.O.B.
	1.63	16.50	1.90	12.95	1.59	13.00

**COOPERAGE PRICES, \$ PER M BD. FT., STUMPAGE AND F.O.B. SELECTED PERIODS**

White Oak	May 1989-August 1989		November 1989-February 1990		May 1990-August 1990	
	Stumpage	F.O.B.	Stumpage	F.O.B.	Stumpage	F.O.B.
	178	350	205	405	194	401

Bulk Rate  
U.S. Postage  
PAID  
Springfield, IL  
PERMIT NO. 906

Timber Prices  
May 1990-August 1990  
November 20, 1990

MOST COMMONLY REPORTED PRICES PAID ILLINOIS TIMBER PRODUCERS May 1990-August 1990							
PRODUCT	UNIT	Zone 1		Zone 2		Zone 3	
		Stumpage F.O.B. Mill		Stumpage F.O.B. Mill		Stumpage F.O.B. Mill	
<b>Dollars</b>							
1. <u>Sawtimber</u>							
Ash	M bd. ft.	60 - 200	120 - 500	75 - 250	120 - 450	70 - 200	150 - 500
Basswood	M bd. ft.	35 - 110	120 - 135	50 - 80	105 - 160	30 - 150	110 - 200
Beech	M bd. ft.	35 - 60	110 - 140	40 - 50	100 - 120	50	120
Cottonwood	M bd. ft.	30 - 60	100 - 140	25 - 80	100 - 150	20 - 50	100 - 150
Sweet Gum	M bd. ft.	30 - 70	110 - 140	20 - 50	120	-	-
Elm & Hackberry	M bd. ft.	20 - 65	110 - 150	30 - 70	120 - 140	20 - 100	100 - 150
Hickory	M bd. ft.	35 - 100	120 - 175	20 - 80	105 - 150	20 - 100	110 - 200
Soft Maple	M bd. ft.	40 - 75	110 - 150	30 - 70	105 - 180	40 - 100	110 - 200
Sugar Maple	M bd. ft.	40 - 138	110 - 175	30 - 80	105 - 180	40 - 150	100 - 250
Black Oak	M bd. ft.	50 - 200	110 - 300	30 - 200	105 - 250	50 - 180	150 - 300
Pin Oak	M bd. ft.	30 - 110	120 - 140	20 - 70	100 - 150	20 - 100	140 - 150
Red Oak	M bd. ft.	80 - 300	150 - 500	60 - 250	120 - 400	50 - 250	110 - 440
White Oak	M bd. ft.	100 - 300	150 - 450	60 - 300	120 - 400	90 - 300	150 - 650
Yellow Poplar	M bd. ft.	50 - 180	135 - 250	50 - 75	160	100	200 - 250
Sycamore	M bd. ft.	20 - 110	110 - 140	20 - 70	105 - 150	20 - 100	100 - 150
Black Walnut	M bd. ft.	110 - 650	250 - 750	100 - 550	400 - 600	100 - 650	425 - 650
Woods Run Bottomland	M bd. ft.	30 - 175	120 - 180	40 - 70	105 - 150	40 - 100	150 - 160
Woods Run Upland	M bd. ft.	55 - 225	120 - 250	40 - 200	105 - 200	65 - 200	150 - 270
<b>STATEWIDE</b>							
		Stumpage		F.O.B.			
2. <u>Face Veneer</u>							
Red Oak	M bd. ft.	200 - 800				450 - 1,250	
White Oak	M bd. ft.	300 - 1,500				900 - 2,000	
Walnut	M bd. ft.	250 - 2,500				800 - 3,500	
3. <u>Pulwood</u>							
Unpeeled	Ton	1.00 - 2.00				13.00	
4. <u>Cooperage</u>							
White Oak	M bd. ft.	125 - 300				300 - 450	

LOG SCALES USED BY REPORTING BUYERS		
Scale	Percent Using	
Doyle	99	
Scribner	1	
International	-	
CUSTOM SAWING BY THOSE REPORTING		
Region	Percent Reporting	Rates Reported \$/M bd. ft.
Zone 1	21	100 - 150
Zone 2	21	100 - 200
Zone 3	47	90 - 250
ILLINOIS	30	90 - 250

VOLUME OF 1990 OPERATIONS					
Size in (000) bd. ft.	Zone 1	Zone 2	Zone 3	All	
	%	%	%	%	
1 - 100	30	22	20	24	
100 - 500	17	36	30	28	
500 - 1,000	17	20	23	20	
1,000 - 3,000	13	14	20	16	
3,000 +	23	8	7	12	

Cooperage is the manufacture of barrels. Face veneer: Logs cut into thin sheets or "veneer" used mostly by furniture builders. Pulwood is used in making paper, fiberboard, and similar products. M bd. ft. means thousand board feet. Sawtimber refers to logs that are cut into lumber or timbers.

**MARKED TIMBER SALES - MAY 1990 - AUGUST 1990**  
STATEWIDE STUMPAGE\*  
Woods Run Upland \$86 - \$257/M bd. ft.  
Woods Run Bottomland Insufficient Data  
\*Prices supplied to District Foresters by seller, may include some veneer.

Gerald L. Clampet  
State Statistician

Dean Hasenmyer, Garry D. Kopley,  
Agricultural Statisticians



# ILLINOIS TIMBER PRICES

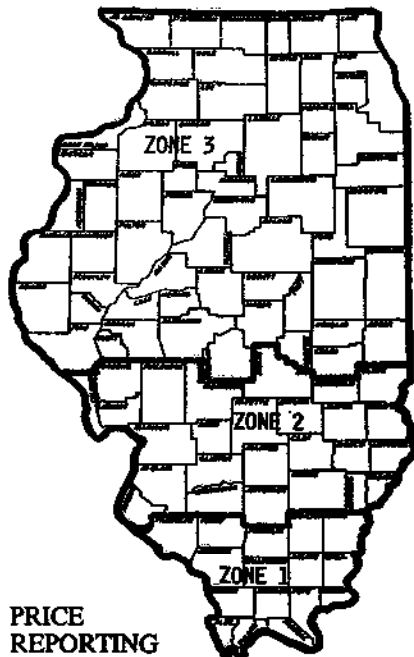
ILLINOIS  
DEPARTMENT OF  
CONSERVATION  
life and land together

P.O. Box 19283, Springfield, IL 62794-9283  
Phone: (217) 492-4295  
U.S. DEPARTMENT OF AGRICULTURE  
ILLINOIS DEPARTMENT OF AGRICULTURE

DIVISION OF FOREST RESOURCES  
600 North Grand Avenue West  
Springfield, Illinois 62706  
Phone: (217) 782-2361

December 5, 1991

## PRICES PAID ILLINOIS TIMBER PRODUCERS MAY 1991 THROUGH AUGUST 1991



PRICE  
REPORTING  
ZONES

Summer sawtimber prices paid Illinois timber growers were generally lower than a year earlier for both stumpage and FOB. Of the timber buyers reporting volume of their 1991 operations, 41% indicated their volume was 500 thousand board feet or higher. This is down from the 1990 percentage of 48%.

This report is prepared by the Illinois Agricultural Statistics Service in cooperation with the Illinois Division of Forest Resources. Unless otherwise indicated, prices shown in this report are prices reported by licensed timber buyers. The cooperation of those timber buyers who participated in the survey is gratefully appreciated.

Illinois is divided into three price-reporting zones, based on timber resources, similarity, utilization standards and practices and soil types. Zone 1 is the Southern Unit, Zone 2 the Claypan Unit and Zone 3 the Prairie Unit. Ranges of prices for each zone are shown on the back of this report.

This report can be used only as a guide for determining the market value of timber. General market and economic conditions are the major price-determining factors. Certain local considerations such as accessibility, site and terrain, distance to market, size of sale, and tree size and quality also affect the price received. For technical, marketing or management assistance, contact your local State Forester, or the Division of Forest Resources, Illinois Department of Conservation, 600 North Grand Avenue, West, Springfield, Illinois 62706.

### AVERAGE SAWTIMBER PRICES IN \$ PER M BD. FT., STUMPAGE AND F.O.B. SELECTED PERIODS

SPECIES	May 1990-August 1990		November 1990-February 1991		May 1991-August 1991	
	Stumpage	F.O.B.	Stumpage	F.O.B.	Stumpage	F.O.B.
Ash	148	286	129	245	114	223
Basswood	72	139	61	165	69	196
Beech	47	122	47	120	49	139
Cottonwood	43	122	40	113	40	116
Sweet Gum	48	128	49	125	43	118
Elm & Hackberry	52	130	47	123	45	121
Hickory	56	136	46	131	47	133
Soft Maple	58	139	53	137	53	139
Sugar Maple	71	160	57	136	58	153
Black Oak	103	170	92	174	83	150
Pin Oak	53	130	51	125	55	126
Red Oak	167	289	153	276	130	247
White Oak	167	282	163	271	143	261
Yellow Poplar	95	202	72	179	70	175
Sycamore	48	127	43	120	43	121
Black Walnut	307	508	302	531	319	569
Woods Run Bottomland	63	136	59	135	65	132
Woods Run Upland	112	169	94	177	95	180

### FACE VENEER PRICES \$ PER M BD. FT.

Red Oak	426	737	371	629	458	663
White Oak	853	1,351	744	1,400	898	1,317
Walnut	1,171	1,886	1,709	1,890	1,200	1,817

### UNPEELED PULPWOOD PRICES, \$ PER TON, SELECTED PERIODS

Ton	May 1990-August 1990		November 1990-February 1991		May 1991-August 1991	
	Stumpage	F.O.B.	Stumpage	F.O.B.	Stumpage	F.O.B.
		1.59	13.00	1.90	13.00	1.75

### COOPERAGE PRICES, \$ PER M BD. FT., STUMPAGE AND F.O.B. SELECTED PERIODS

White Oak	Stumpage	F.O.B.	Stumpage	F.O.B.	Stumpage	F.O.B.
		194	401	178	330	217

Timber Prices  
May 1991-August 1991  
December 5, 1991

MOST COMMONLY REPORTED PRICES PAID ILLINOIS TIMBER PRODUCERS May 1991 - August 1991							
PRODUCT	UNIT	Zone 1		Zone 2		Zone 3	
		Stumpage	F.O.B. Mill	Stumpage	F.O.B. Mill	Stumpage	F.O.B. Mill
<b>1. Sawtimber</b>							
Ash	M bd. ft.	50 - 200	100 - 400	50 - 200	120 - 500	50 - 150	100 - 320
Basswood	M bd. ft.	50	140 - 150	40 - 100	120 - 300	30 - 130	130 - 350
Beech	M bd. ft.	30 - 50	80 - 140	50 - 80	100 - 300	--	--
Cottonwood	M bd. ft.	30 - 50	80 - 140	20 - 60	100 - 130	20 - 50	130
Sweet Gum	M bd. ft.	25 - 50	80 - 140	20 - 60	100 - 130	45	--
Elm & Hackberry	M bd. ft.	25 - 50	80 - 140	20 - 60	100 - 140	20 - 100	--
Hickory	M bd. ft.	30 - 100	80 - 175	20 - 80	100 - 200	20 - 60	120 - 130
Soft Maple	M bd. ft.	40 - 100	120 - 150	30 - 80	100 - 160	40 - 100	100 - 200
Sugar Maple	M bd. ft.	40 - 75	120 - 195	30 - 100	100 - 220	50 - 100	100 - 250
Black Oak	M bd. ft.	30 - 200	115 - 250	50 - 100	120 - 200	30 - 120	100
Pin Oak	M bd. ft.	30 - 55	115 - 140	15 - 80	100 - 160	15 - 100	100 - 135
Red Oak	M bd. ft.	50 - 220	115 - 500	60 - 200	120 - 450	50 - 200	100 - 380
White Oak	M bd. ft.	50 - 300	125 - 350	60 - 200	120 - 600	75 - 300	100 - 400
Yellow Poplar	M bd. ft.	40 - 100	80 - 250	40 - 100	140 - 200	30 - 65	--
Sycamore	M bd. ft.	25 - 50	80 - 140	20 - 80	100 - 150	20 - 60	140
Black Walnut	M bd. ft.	250 - 500	250 - 700	100 - 500	250 - 1000	85 - 500	320 - 1000
Woods Run Bottomland	M bd. ft.	40 - 150	100 - 160	35 - 150	120 - 160	30 - 130	--
Woods Run Upland	M bd. ft.	55 - 150	110 - 250	35 - 150	120 - 250	80 - 175	--
<b>STATEWIDE</b>							
		Stumpage			F.O.B.		
<b>2. Face Veneer</b>							
Red Oak	M bd. ft.	200 - 1,110			250 - 1,250		
White Oak	M bd. ft.	200 - 1,500			500 - 2,000		
Walnut	M bd. ft.	200 - 3,000			850 - 3,500		
<b>3. Pulpwood</b>							
Unpeeled	Ton	1.00 - 2.00			--		
<b>4. Cooverage</b>							
White Oak	M bd. ft.	100 - 300			200 - 420		

LOG SCALES USED BY REPORTING BUYERS		
Scale	Percent Using	
Doyle	96	
Scribner	1	
International	3	
CUSTOM SAWING BY THOSE REPORTING		
Region	Percent Reporting	Rates Reported \$/M bd. ft.
Zone 1	24	100 - 200
Zone 2	48	80 - 200
Zone 3	28	140 - 200
ILLINOIS	25	80 - 200

VOLUME OF 1991 OPERATIONS				
Size in (000) bd. ft.	Zone 1	Zone 2	Zone 3	All
	%	%	%	%
1- 100	48	21	35	33
100- 500	14	28	35	26
500- 1000	5	24	11	15
1,000- 3,000	24	10	8	13
3,000 +	9	17	11	13

Cooverage is the manufacture of barrels. Face veneer is logs cut into thin sheets or "veneer" used mostly by furniture builders. Pulpwood is used in making paper, fiberboard, and similar products. M bd. ft. means thousand board feet. Sawtimber refers to logs that are cut into lumber or timbers. F.O.B. refers to the price paid for timber delivered to the mill.

MARKED TIMBER SALES - MAY 1991 - AUGUST 1991	
Woods Run Upland	STATEWIDE STUMPAGE*
Woods Run Bottomland	\$102 - \$389/M bd. ft.
	Insufficient Data
*Prices supplied to District Foresters by seller, may include some veneer.	

P.O. Box 19283, Springfield, IL 62794-9283  
Phone: (217) 492-4285  
U.S. DEPARTMENT OF AGRICULTURE  
ILLINOIS DEPARTMENT OF AGRICULTURE

**DIVISION OF FOREST RESOURCES**  
600 North Grand Avenue West  
Springfield, Illinois 62706  
Phone: (217) 782-2361

July 5, 1991

**PRICES PAID ILLINOIS TIMBER PRODUCERS**  
**NOVEMBER 1990 THROUGH FEBRUARY 1991**



**PRICE REPORTING ZONES**

Winter sawtimber prices paid Illinois timber growers were generally lower than a year earlier for both stumpage and FOB. Of the timber buyers reporting volume of their 1990 operations, 45% indicated their volume was 500 thousand board feet or higher. This was up from the 1989 percentage of 41%.

This report is prepared by the Illinois Agricultural Statistics Service in cooperation with the Illinois Division of Forest Resources. Unless otherwise indicated, prices shown in this report are prices reported by licensed timber buyers. The cooperation of those timber buyers who participated in the survey is gratefully appreciated.

Illinois is divided into three price-reporting zones, based on timber resources, similarity, utilization standards and practices and soil types. Zone 1 is the Southern Unit, Zone 2 the Claypan Unit and Zone 3 the Prairie Unit. Ranges of prices for each zone are shown on the back of this report.

This report can be used only as a guide for determining the market value of timber. General market and economic conditions are the major price-determining factors. Certain local considerations such as accessibility, site and terrain, distance to market, size of sale, and tree size and quality also affect the price received. For technical, marketing or management assistance, contact your local State Forester, or the Division of Forest Resources, Illinois Department of Conservation, 600 North Grand Avenue, West, Springfield, Illinois 62706.

**AVERAGE SAWTIMBER PRICES IN \$ PER M BD. FT., STUMPAGE AND F.O.B. SELECTED PERIODS**

SPECIES	November 1989-February 1990		May 1990-August 1990		November 1990-February 1991	
	Stumpage	F.O.B.	Stumpage	F.O.B.	Stumpage	F.O.B.
Ash	138	298	148	286	129	245
Basswood	67	150	72	139	61	165
Beech	44	119	47	122	47	120
Cottonwood	37	119	43	122	40	113
Sweet Gum	44	122	48	128	49	125
Elm & Hackberry	48	124	52	130	47	123
Hickory	54	140	56	136	46	131
Soft Maple	55	142	58	139	53	137
Sugar Maple	66	170	71	160	57	136
Black Oak	106	192	103	170	92	174
Pin Oak	53	125	53	130	51	125
Red Oak	180	325	167	289	153	276
White Oak	173	284	167	282	163	271
Yellow Poplar	84	188	95	202	72	179
Sycamore	42	119	48	127	43	120
Black Walnut	322	542	307	508	302	531
Woods Run Bottomland	56	136	63	136	59	135
Woods Run Upland	106	157	112	169	94	177

**FACE VENEER PRICES \$ PER M BD. FT.**

Red Oak	579	876	426	737	371	629
White Oak	977	1,350	853	1,351	744	1,400
Walnut	1,529	1,943	1,171	1,886	1,709	1,890

**UNPEELED PULPWOOD PRICES, \$ PER TON, SELECTED PERIODS**

Ton	November 1989-February 1990		May 1990-August 1990		November 1990-February 1991	
	Stumpage	F.O.B.	Stumpage	F.O.B.	Stumpage	F.O.B.
		1.90	12.95	1.59	13.00	1.90

**COOPERAGE PRICES, \$ PER M BD. FT., STUMPAGE AND F.O.B. SELECTED PERIODS**

White Oak	November 1989-February 1990		May 1990-August 1990		November 1990-February 1991	
	Stumpage	F.O.B.	Stumpage	F.O.B.	Stumpage	F.O.B.
	205	405	194	401	178	330

Bulk Rate  
U.S. Postage  
PAID  
Springfield, IL  
PERMIT NO. 906

Timber Prices  
November 1990-February 1991  
July 5, 1991

MOST COMMONLY REPORTED PRICES PAID ILLINOIS TIMBER PRODUCERS November 1990-February 1991							
PRODUCT	UNIT	Zone 1		Zone 2		Zone 3	
		Stumpage F.O.B. Mill		Stumpage F.O.B. Mill		Stumpage F.O.B. Mill	
1. <u>Sawtimber</u>							
Ash	M bd. ft.	50 - 200	120 - 350	60 - 250	150 - 500	50 - 200	115 - 300
Basswood	M bd. ft.	-	150	30 - 80	110 - 200	30 - 100	110 - 280
Beech	M bd. ft.	30 - 40	100 - 125	40 - 60	100 - 140	-	150
Cottonwood	M bd. ft.	30 - 50	100 - 135	20 - 60	90 - 130	20 - 60	100 - 150
Sweet Gum	M bd. ft.	20 - 70	100 - 140	40 - 60	100 - 140	-	150
Elm & Hackberry	M bd. ft.	20 - 60	100 - 140	25 - 60	90 - 150	20 - 100	100 - 150
Hickory	M bd. ft.	30 - 100	100 - 200	20 - 60	110 - 150	20 - 100	100 - 150
Soft Maple	M bd. ft.	30 - 75	100 - 160	30 - 80	120 - 160	30 - 100	150 - 160
Sugar Maple	M bd. ft.	30 - 75	100 - 160	30 - 80	120 - 180	30 - 100	110 - 150
Black Oak	M bd. ft.	30 - 180	130 - 300	50 - 200	120 - 220	40 - 100	140 - 160
Pin Oak	M bd. ft.	30 - 120	100 - 135	20 - 100	100 - 160	30 - 100	100 - 150
Red Oak	M bd. ft.	60 - 250	200 - 400	55 - 220	120 - 400	80 - 350	115 - 500
White Oak	M bd. ft.	60 - 275	200 - 400	50 - 300	150 - 400	90 - 250	115 - 500
Yellow Poplar	M bd. ft.	50 - 150	120 - 235	40 - 100	140 - 200	-	150 - 240
Sycamore	M bd. ft.	20 - 60	100 - 135	25 - 70	90 - 150	20 - 60	100 - 150
Black Walnut	M bd. ft.	100 - 400	300 - 600	100 - 550	230 - 1000	100 - 500	200 - 800
Woods Run Bottomland	M bd. ft.	30 - 100	120 - 170	40 - 120	110 - 160	30 - 75	125 - 150
Woods Run Upland	M bd. ft.	70 - 150	120 - 225	40 - 200	120 - 215	80 - 160	150 - 250
STATEWIDE							
		Stumpage		F.O.B.			
2. <u>Face Veneer</u>							
Red Oak	M bd. ft.	100 - 1,000				200 - 950	
White Oak	M bd. ft.	500 - 2,000				900 - 1,800	
Walnut	M bd. ft.	1,000 - 3,500				2,000 - 2,500	
3. <u>Pulpwood</u>							
Unpeeled	Ton	1.50 - 2.00				13.00	
4. <u>Coopage</u>							
White Oak	M bd. ft.	100 - 300				200 - 400	

LOG SCALES USED BY REPORTING BUYERS		
Scale	Percent Using	
Doyle	97	
Scribner	3	
International	-	
CUSTOM SAWING BY THOSE REPORTING		
Region	Percent Reporting	Rates Reported \$/M bd. ft.
Zone 1	21	100 - 250
Zone 2	33	100 - 175
Zone 3	46	130 - 250
ILLINOIS	24	100 - 250

VOLUME OF 1990 OPERATIONS				
Size in (000) bd. ft.	Zone 1	Zone 2	Zone 3	All
	%	%	%	%
1 - 100	19	43	42	37
100 - 500	19	19	17	18
500 - 1,000	38	19	17	23
1,000 - 3,000	19	11	14	14
3,000 +	5	8	10	8

Coopage is the manufacture of barrels. Face veneer: Logs cut into thin sheets or "veneer" used mostly by furniture builders. Pulpwood is used in making paper, fiberboard, and similar products. M bd. ft. means thousand board feet. Sawtimber refers to logs that are cut into lumber or timbers.

MARKED TIMBER SALES - NOVEMBER 1990 - FEBRUARY 1991  
STATEWIDE STUMPAGE\*  
Woods Run Upland \$102 - \$187/M bd. ft.  
Woods Run Bottomland Insufficient Data  
\*Prices supplied to District Foresters by seller, may include some veneer.



P.O. Box 19283, Springfield, IL 62794-9283  
 Phone: (217) 492-4295  
 U.S. DEPARTMENT OF AGRICULTURE  
 ILLINOIS DEPARTMENT OF AGRICULTURE

**DIVISION OF FOREST RESOURCES**  
 600 North Grand Avenue West  
 Springfield, Illinois 62706  
 Phone: (217) 782-2361

December 4, 1992

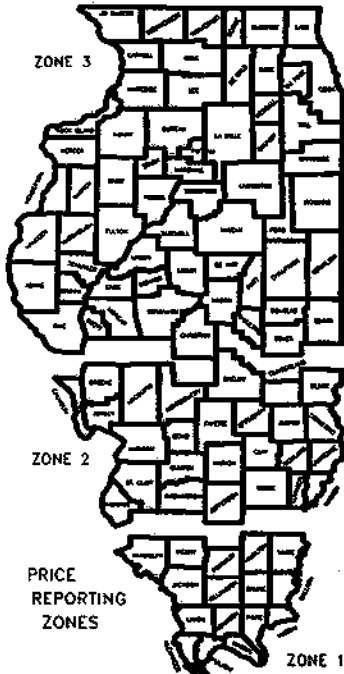
**PRICES PAID ILLINOIS TIMBER PRODUCERS**  
**MAY 1992 THROUGH AUGUST 1992**

Summer sawtimber prices paid Illinois timber growers were mixed for both stumpage and FOB compared to last winter and the previous summer. Of the timber buyers reporting volume of their 1991 operations, 39% indicated their volume was 500 thousand board feet or higher. This is down from 45% in 1990.

This report is prepared by the Illinois Agricultural Statistics Service in cooperation with the Illinois Division of Forest Resources. Unless otherwise indicated, prices shown in this report are prices reported by licensed timber buyers. The cooperation of those timber buyers who participated in the survey is greatly appreciated.

Illinois is divided into three price-reporting zones, based on timber resources, similarity, utilization standards and practices and soil types. Zone 1 is the Southern Unit, Zone 2 the Claypan Unit and Zone 3 the Prairie Unit. Ranges of prices for each zone are shown on the back of this report.

This report can be used only as a guide for determining the market value of timber. General market and economic conditions are the major price-determining factors. Certain local considerations such as accessibility, site and terrain, distance to market, size of sale, and tree size and quality also affect the price received. For technical, marketing or management assistance, contact your local State Forester, or the Division of Forest Resources, Illinois Department of Conservation, 600 North Grand Avenue, West, Springfield, Illinois 62706.



**AVERAGE PRICES FOR STUMPAGE AND F.O.B. IN SELECTED PERIODS**  
**SAWTIMBER - \$ PER M BD. FT.**

SPECIES	May 1991-August 1991		November 1991-February 1992		May 1992-August 1992	
	Stumpage	F.O.B. Mill	Stumpage	F.O.B. Mill	Stumpage	F.O.B. Mill
Ash	114	223	133	249	140	255
Basswood	69	196	95	203	84	166
Beech	49	139	46	119	47	127
Cottonwood	40	116	40	119	45	118
Sweet Gum	43	118	55	130	54	131
Elm & Hackberry	45	121	52	134	54	132
Hickory	47	133	52	139	58	134
Soft Maple	53	139	62	148	56	140
Sugar Maple	58	153	87	184	86	177
Black Oak	83	150	105	216	115	192
Pin Oak	55	126	62	128	57	129
Red Oak	130	247	183	312	179	283
White Oak	143	261	183	304	167	272
Yellow Poplar	70	175	104	198	87	161
Sycamore	43	121	47	128	50	124
Black Walnut	319	569	350	506	329	497
Woods Run Bottomland	65	132	62	148	61	131
Woods Run Upland	95	180	113	213	115	181

**FACE VENEER - \$ PER M BD. FT.**

Red Oak	458	663	421	757	527	763
White Oak	898	1,317	913	1,428	965	1,503
Walnut	1,200	1,817	1,511	2,006	1,611	2,330

**COOPERAGE - \$ PER M BD. FT.**

White Oak	217	343	196	333	250	425
-----------	-----	-----	-----	-----	-----	-----

**UNPEELED PULPWOOD - \$ PER TON**

Ton	1.75	--	1.88	14.63	1.95	13.50
-----	------	----	------	-------	------	-------

Bulk Rate  
U.S. Postage  
PAID  
Springfield, IL  
PERMIT NO. 906

Timber Prices  
May 1992-August 1992  
December 4, 1992

MOST COMMONLY REPORTED PRICES PAID ILLINOIS TIMBER PRODUCERS May 1992 - August 1992							
PRODUCT	UNIT	Zone 1		Zone 2		Zone 3	
		Stumpage	F.O.B. Mill	Stumpage	F.O.B. Mill	Stumpage	F.O.B. Mill
<b>Dollars</b>							
1. <u>Sawtimber</u>							
Ash	M bd. ft.	50 - 220	120 - 350	45 - 250	100 - 450	60 - 160	150 - 400
Basswood	M bd. ft.	90	130 - 140	40 - 75	100 - 175	50 - 175	115 - 320
Beech	M bd. ft.	30 - 60	100 - 140	-	110 - 140	-	150
Cottonwood	M bd. ft.	30 - 55	100 - 150	30 - 65	100 - 140	30 - 60	100 - 150
Sweet Gum	M bd. ft.	40 - 60	100 - 150	70	118 - 150	-	150
Elm & Hackberry	M bd. ft.	30 - 60	100 - 180	30 - 70	120 - 150	30 - 100	100 - 200
Hickory	M bd. ft.	50 - 80	80 - 200	40 - 70	120 - 150	50 - 80	100 - 150
Soft Maple	M bd. ft.	40 - 80	100 - 150	40 - 70	120 - 160	45 - 80	145 - 200
Sugar Maple	M bd. ft.	50 - 175	120 - 200	40 - 120	120 - 180	60 - 200	150 - 300
Black Oak	M bd. ft.	50 - 250	120 - 350	60 - 200	100 - 250	60 - 150	110 - 300
Pin Oak	M bd. ft.	40 - 70	120 - 150	40 - 70	100 - 150	60 - 65	110 - 150
Red Oak	M bd. ft.	50 - 300	180 - 400	60 - 350	100 - 400	75 - 300	150 - 400
White Oak	M bd. ft.	50 - 230	150 - 400	60 - 280	100 - 400	95 - 250	150 - 350
Yellow Poplar	M bd. ft.	50 - 150	120 - 218	45 - 80	100 - 180	-	150
Sycamore	M bd. ft.	30 - 65	100 - 140	30 - 70	100 - 150	30 - 60	100 - 150
Black Walnut	M bd. ft.	200 - 450	250 - 576	150 - 500	400 - 600	250 - 400	400 - 600
Woods Run Bottomland	M bd. ft.	50 - 80	130 - 150	40 - 80	120 - 150	40 - 80	100 - 150
Woods Run Upland	M bd. ft.	100 - 200	120 - 300	40 - 200	120 - 300	95 - 200	150 - 250
<b>STATEWIDE</b>							
		Stumpage			F.O.B. Mill		
2. <u>Face Veneer</u>							
Red Oak	M bd. ft.	190 - 1,350			600 - 850		
White Oak	M bd. ft.	200 - 2,000			1,000 - 2,385		
Walnut	M bd. ft.	600 - 3,500			1,200 - 3,100		
3. <u>Cooperage</u>							
White Oak	M bd. ft.	200 - 350			400 - 450		
4. <u>Pulpwood</u>							
Unpeeled	Ton	1.75 - 2.00			13.50		

LOG SCALES USED BY REPORTING BUYERS		
Scale	Percent Using	
Doyle	98	
Scribner	1	
International	1	
CUSTOM SAWING BY THOSE REPORTING		
Region	Percent Reporting	Rates Reported \$/M bd. ft.
Zone 1	15	140 - 150
Zone 2	24	100 - 250
Zone 3	38	100 - 250
ILLINOIS	26	100 - 250

VOLUME OF 1991 OPERATIONS				
Size in (000) bd. ft.	Zone 1	Zone 2	Zone 3	All
	%	%	%	%
1 - 100	26	29	30	29
100 - 500	22	36	35	32
500 - 1000	15	14	11	13
1,000 - 3000	22	7	13	13
3,000 +	15	14	11	13

Cooperage is the manufacture of barrels. Face veneer is logs cut into thin sheets or "veneer" used mostly by furniture builders. Pulpwood is used in making paper, fiberboard, and similar products. M bd. ft. means thousand board feet. Sawtimber refers to logs that are cut into lumber or timbers. F.O.B. refers to the price paid for timber delivered to the mill.

MARKED TIMBER SALES - MAY 1992 - AUGUST 1992	
Woods Run Upland	STATEWIDE STUMPAGE*
Woods Run Bottomland	\$104-\$402/M bd. ft.
	Insufficient Data

\*Prices supplied to District Foresters by seller, may include some veneer.

Jerry Clampet  
State Statistician

Jay Wells, Garry D. Kopley,  
Agricultural Statisticians



# ILLINOIS TIMBER PRICES

ILLINOIS  
DEPARTMENT OF  
CONSERVATION  
life and land together

P.O. Box 19283, Springfield, IL 62794-9283  
Phone: (217) 492-4295  
U.S. DEPARTMENT OF AGRICULTURE  
ILLINOIS DEPARTMENT OF AGRICULTURE

DIVISION OF FOREST RESOURCES  
600 North Grand Avenue West  
Springfield, Illinois 62706  
Phone: (217) 782-2361

June 4, 1992

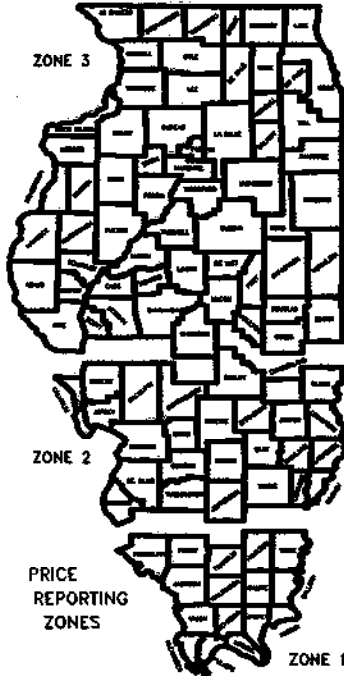
## PRICES PAID ILLINOIS TIMBER PRODUCERS NOVEMBER 1991 THROUGH FEBRUARY 1992

Winter sawtimber prices paid Illinois timber growers were generally higher than a year earlier for both stumpage and FOB. Of the timber buyers reporting volume of their 1991 operations, 37% indicated their volume was 500 thousand board feet or higher. This is down from the 1990 percentage of 45%.

This report is prepared by the Illinois Agricultural Statistics Service in cooperation with the Illinois Division of Forest Resources. Unless otherwise indicated, prices shown in this report are prices reported by licensed timber buyers. The cooperation of those timber buyers who participated in the survey is greatly appreciated.

Illinois is divided into three price-reporting zones, based on timber resources, similarity, utilization standards and practices and soil types. Zone 1 is the Southern Unit, Zone 2 the Claypan Unit and Zone 3 the Prairie Unit. Ranges of prices for each zone are shown on the back of this report.

This report can be used only as a guide for determining the market value of timber. General market and economic conditions are the major price-determining factors. Certain local considerations such as accessibility, site and terrain, distance to market, size of sale, and tree size and quality also affect the price received. For technical, marketing or management assistance, contact your local State Forester, or the Division of Forest Resources, Illinois Department of Conservation, 600 North Grand Avenue, West, Springfield, Illinois 62706.



### AVERAGE PRICES FOR STUMPAGE AND F.O.B. IN SELECTED PERIODS SAWTIMBER - \$ PER M BD. FT.

SPECIES	November 1990-February 1991		May 1991-August 1991		November 1991-February 1992	
	Stumpage	F.O.B. Mill	Stumpage	F.O.B. Mill	Stumpage	F.O.B. Mill
Ash	129	245	114	223	133	249
Basswood	61	165	69	196	95	203
Beech	47	120	49	139	46	119
Cottonwood	40	113	40	116	40	119
Sweet Gum	49	125	43	118	55	130
Elm & Hackberry	47	123	45	121	52	134
Hickory	46	131	47	133	52	139
Soft Maple	53	137	53	139	62	148
Sugar Maple	57	136	58	153	87	184
Black Oak	92	174	83	150	105	216
Pin Oak	51	125	55	126	62	128
Red Oak	153	276	130	247	183	312
White Oak	163	271	143	261	183	304
Yellow Poplar	72	179	70	175	104	198
Sycamore	43	120	43	121	47	128
Black Walnut	302	531	319	569	350	506
Woods Run Bottomland	59	135	65	132	62	148
Woods Run Upland	94	177	95	180	113	213

### FACE VENEER - \$ PER M BD. FT.

Red Oak	371	629	458	663	421	757
White Oak	744	1,400	898	1,317	913	1,428
Walnut	1,709	1,890	1,200	1,817	1,511	2,006

### COOPERAGE - \$ PER M BD. FT.

White Oak	178	330	217	343	196	333
-----------	-----	-----	-----	-----	-----	-----

### UNPEELED PULPWOOD - \$ PER TON

Ton	1.90	13.00	1.75		1.88	14.63
-----	------	-------	------	--	------	-------

Buff Rate  
U.S. Postage  
PAID  
Springfield, IL  
PERMIT NO. 906

Timber Prices  
November 1991-February 1992  
June 4, 1992

MOST COMMONLY REPORTED PRICES PAID ILLINOIS TIMBER PRODUCERS November 1991 - February 1992							
PRODUCT	UNIT	Zone 1		Zone 2		Zone 3	
		Stumpage	F.O.B. Mill	Stumpage	F.O.B. Mill	Stumpage	F.O.B. Mill
1. <u>Sawtimber</u>							
Ash	M bd. ft.	100 - 200	200 - 320	45 - 250	130 - 400	60 - 200	150 - 400
Basswood	M bd. ft.	200	-	30 - 200	100 - 200	50 - 200	100 - 400
Beech	M bd. ft.	25 - 150	95 - 140	10 - 60	100 - 160	10	100
Cottonwood	M bd. ft.	30 - 55	100 - 140	25 - 60	100 - 140	10 - 50	75 - 150
Sweet Gum	M bd. ft.	25 - 100	100 - 150	50 - 60	100 - 160	-	-
Elm & Hackberry	M bd. ft.	25 - 100	90 - 200	20 - 60	120 - 160	30 - 113	75 - 200
Hickory	M bd. ft.	30 - 100	140 - 200	20 - 80	100 - 160	25 - 100	100 - 150
Soft Maple	M bd. ft.	25 - 150	125 - 200	20 - 70	100 - 170	30 - 120	120 - 250
Sugar Maple	M bd. ft.	40 - 150	140 - 220	22 - 150	100 - 250	50 - 200	150 - 320
Black Oak	M bd. ft.	50 - 200	150 - 300	20 - 170	120 - 350	35 - 200	135 - 340
Pin Oak	M bd. ft.	30 - 125	140 - 150	40 - 70	100 - 160	20 - 150	110 - 150
Red Oak	M bd. ft.	100 - 400	200 - 400	60 - 400	140 - 450	100 - 300	220 - 425
White Oak	M bd. ft.	125 - 400	250 - 350	45 - 350	140 - 500	70 - 500	180 - 500
Yellow Poplar	M bd. ft.	55 - 225	140 - 250	55 - 150	120 - 250	40	250
Sycamore	M bd. ft.	25 - 100	95 - 200	10 - 70	100 - 160	20 - 60	75 - 130
Black Walnut	M bd. ft.	200 - 500	250 - 700	25 - 600	50 - 650	250 - 750	300 - 1000
Woods Run Bottomland	M bd. ft.	40 - 150	120 - 200	10 - 150	120 - 200	35 - 100	150 - 170
Woods Run Upland	M bd. ft.	70 - 205	120 - 340	50 - 200	125 - 300	90 - 200	280 - 300
STATEWIDE							
		Stumpage			F.O.B. Mill		
2. <u>Face Veneer</u>							
Red Oak	M bd. ft.	200 - 600			300 - 1,250		
White Oak	M bd. ft.	150 - 2,000			300 - 2,400		
Walnut	M bd. ft.	500 - 3,000			1,000 - 3,500		
3. <u>Cooperage</u>							
White Oak	M bd. ft.	100 - 350			200 - 500		
4. <u>Pulpwood</u>							
Unpeeled	Ton	1.50 - 2.00			12.50 - 20.00		

LOG SCALES USED BY REPORTING BUYERS		
Scale	Percent Using	
Doyle	98	
Scribner	2	
International	-	
CUSTOM SAWING BY THOSE REPORTING		
Region	Percent Reporting	Rates Reported \$/M bd. ft.
Zone 1	14	100 - 120
Zone 2	34	100 - 200
Zone 3	28	130 - 250
ILLINOIS	28	100 - 250

VOLUME OF 1992 OPERATIONS				
Size in (000) bd. ft.	Zone 1 %	Zone 2 %	Zone 3 %	All %
1 - 100	5	34	27	26
100 - 500	30	42	35	37
500 - 1000	25	7	11	12
1,000 - 3000	20	5	16	12
3,000 +	20	12	11	13

Cooperage is the manufacture of barrels. Face veneer is logs cut into thin sheets or "veneer" used mostly by furniture builders. Pulpwood is used in making paper, fiberboard, and similar products. M bd. ft. means thousand board feet. Sawtimber refers to logs that are cut into lumber or timbers. F.O.B. refers to the price paid for timber delivered to the mill.

MARKED TIMBER SALES - NOVEMBER 1991 - FEBRUARY 1992 STATEWIDE STUMPAGE*	
Woods Run Upland	\$91-\$252/M bd. ft.
Woods Run Bottomland	Insufficient Data
Walnut Veneer	\$407-\$1,088/M bd. ft.

\*Prices supplied to District Foresters by seller, may include some veneer.



# ILLINOIS TIMBER PRICES

ILLINOIS  
DEPARTMENT OF  
CONSERVATION  
Life and land together

P.O. Box 19283, Springfield, IL 62794-9283  
Phone: (217) 492-4295  
U.S. DEPARTMENT OF AGRICULTURE  
ILLINOIS DEPARTMENT OF AGRICULTURE

DIVISION OF FOREST RESOURCES  
600 North Grand Avenue West  
Springfield, Illinois 62706  
Phone: (217) 782-2361

December 15, 1993

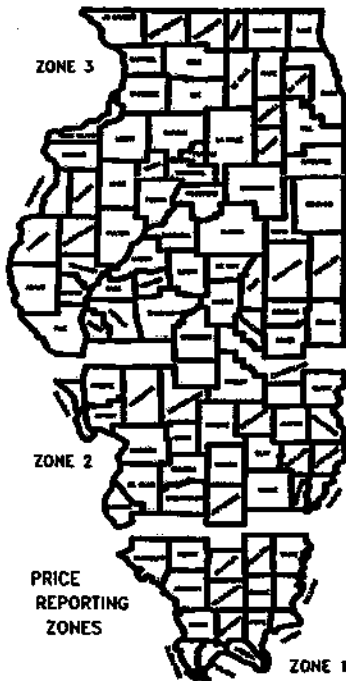
## PRICES PAID ILLINOIS TIMBER PRODUCERS MAY THROUGH AUGUST 1993

Summer sawtimber prices paid to Illinois timber growers were generally up for F.O.B. Mill and mixed for stumpage compared to both the previous winter and summer. Of the timber buyers reporting volume of their 1993 operations, 46% indicated their volume was 500 thousand board feet or more. This is up one percent from a year ago.

This report is prepared by the Illinois Agricultural Statistics Service in cooperation with the Illinois Division of Forest Resources. Unless otherwise indicated, prices shown in this report are prices reported by licensed timber buyers. The cooperation of those timber buyers who participated in the survey is greatly appreciated.

Illinois is divided into three price-reporting zones, based on timber resources, similarity, utilization standards and practices and soil types. Zone 1 is the Southern Unit; Zone 2, the Claypan Unit; and Zone 3, the Prairie Unit. Ranges of prices for each zone are shown on the back of this report.

This report can be used only as a general guide for determining market value of timber. General market and economic conditions are the major price-determining factors. Certain local considerations such as accessibility, site and terrain, distance to market, size of sale, and tree size and quality also affect the price paid. For technical, marketing or management assistance, contact your local State Forester, or the Division of Forest Resources, Illinois Department of Conservation, 600 North Grand Avenue, West, Springfield, Illinois 62706.



### AVERAGE PRICES FOR STUMPAGE AND F.O.B. IN SELECTED PERIODS SAWTIMBER - \$ PER M BD. FT.

SPECIES	May 1992-August 1992		November 1992-February 1993		May 1993-August 1993	
	Stumpage	F.O.B. Mill	Stumpage	F.O.B. Mill	Stumpage	F.O.B. Mill
Ash	140	255	131	271	132	289
Basswood	84	166	76	177	88	167
Beech	47	127	50	133	62	147
Cottonwood	45	118	43	127	48	137
Sweet Gum	54	131	51	135	52	147
Elm & Hackberry	54	132	52	135	58	141
Hickory	58	134	58	144	66	152
Soft Maple	56	140	61	148	68	161
Sugar Maple	86	177	102	224	98	231
Black Oak	115	192	122	215	133	221
Pin Oak	57	129	55	134	71	144
Red Oak	179	283	189	321	187	328
White Oak	167	272	183	326	192	319
Yellow Poplar	87	161	97	254	125	239
Sycamore	50	124	49	132	46	140
Black Walnut	329	497	334	544	319	577
Woods Run Bottomland	61	131	66	144	80	154
Woods Run Upland	115	181	127	185	117	187

### FACE VENEER - \$ PER M BD. FT.

Red Oak	421	757	527	763	587	940
White Oak	913	1,428	965	1,503	1,033	1,605
Walnut	1,511	2,006	1,611	2,330	1,175	1,550

### COOPERAGE - \$ PER M BD. FT.

White Oak	196	333	250	425	225	400
-----------	-----	-----	-----	-----	-----	-----

### UNPEELED PULPWOOD - \$ PER TON

White Oak	100	140	105	135	100	140
-----------	-----	-----	-----	-----	-----	-----

Bulk Rate  
U.S. Postage  
PAID  
Springfield, IL  
PERMIT NO. 906

Timber Prices  
May 1993-August 1993  
December 15, 1993

MOST COMMONLY REPORTED PRICES PAID ILLINOIS TIMBER PRODUCERS May 1993 - August 1993							
PRODUCT	UNIT	Zone 1		Zone 2		Zone 3	
		Stumpage	F.O.B. Mill	Stumpage	F.O.B. Mill	Stumpage	F.O.B. Mill
<b>I. Sawtimber</b>							
Ash	M bd. ft.	50 - 200	120 - 450	50 - 250	140 - 450	80 - 250	200 - 300
Basswood	M bd. ft.	50 - 75	130 - 150	60 - 120	120 - 200	60 - 150	100 - 250
Beech	M bd. ft.	50 - 75	120 - 150	50 - 100	140 - 200	-	-
Cottonwood	M bd. ft.	40 - 70	100 - 150	20 - 70	100 - 170	30 - 60	130 - 150
Sweet Gum	M bd. ft.	40 - 70	120 - 150	40 - 60	140 - 160	-	-
Elm & Hackberry	M bd. ft.	40 - 70	120 - 150	40 - 90	100 - 170	30 - 100	120 - 200
Hickory	M bd. ft.	40 - 100	120 - 190	30 - 100	120 - 200	30 - 100	80 - 150
Soft Maple	M bd. ft.	40 - 100	120 - 150	20 - 100	100 - 200	50 - 100	200 - 220
Sugar Maple	M bd. ft.	50 - 160	120 - 300	50 - 160	140 - 350	70 - 120	120 - 300
Black Oak	M bd. ft.	100 - 250	120 - 300	40 - 250	110 - 350	80 - 250	300 - 350
Pin Oak	M bd. ft.	40 - 80	120 - 150	30 - 100	120 - 200	30 - 150	100 - 150
Red Oak	M bd. ft.	50 - 300	200 - 500	60 - 380	150 - 500	80 - 370	150 - 450
White Oak	M bd. ft.	50 - 400	200 - 400	30 - 380	160 - 500	80 - 400	150 - 450
Yellow Poplar	M bd. ft.	90 - 160	150 - 300	100 - 150	200 - 300	-	-
Sycamore	M bd. ft.	20 - 50	120 - 150	20 - 70	100 - 160	30 - 60	100 - 150
Black Walnut	M bd. ft.	200 - 300	400 - 430	150 - 500	220 - 1000	250 - 570	650 - 900
Woods Run Bottomland	M bd. ft.	60 - 150	120 - 150	40 - 150	130 - 200	40 - 150	-
Woods Run Upland	M bd. ft.	40 - 250	120 - 150	50 - 220	130 - 300	80 - 200	-
<b>STATEWIDE</b>							
		Stumpage			F.O.B. Mill		
<b>2. Face Veneer</b>							
Red Oak	M bd. ft.	250 - 1,000			800 - 1,000		
White Oak	M bd. ft.	250 - 2,000			1,000 - 2,200		
Walnut	M bd. ft.	300 - 3,000			1,000 - 3,000		
<b>3. Cooperage</b>							
White Oak	M bd. ft.	200 - 300			300 - 400		
<b>4. Pulpwood</b>							
Unpeeled	Ton	1.50 2.00			14.00 - 15.00		

LOG SCALES USED BY REPORTING BUYERS		
Scale	Percent Using	
Doyle	97	
Scribner	3	
International	0	
CUSTOM SAWING BY THOSE REPORTING		
Region	Percent Reporting	Rates Reported \$/M bd. ft.
Zone 1	15	100 - 150
Zone 2	24	100 - 200
Zone 3	9	100 - 200
ILLINOIS	17	100 - 200

VOLUME OF 1993 OPERATIONS				
Size in (000) bd. ft.	Zone 1 %	Zone 2 %	Zone 3 %	All %
1 - 100	15	25	39	26
100 - 500	25	36	22	29
500 - 1000	25	21	11	20
1,000 - 3000	25	11	17	16
3,000 +	10	7	11	9

Cooperage is the manufacture of barrels. Face veneer is logs cut into thin sheets or "veneer" used mostly by furniture builders. Pulpwood is used in making paper, fiberboard, and similar products. M bd. ft. means thousand board feet. Sawtimber refers to logs that are cut into lumber or timbers. F.O.B. refers to the price paid for timber delivered to the mill.

<b>MARKED TIMBER SALES - MAY 1993 - AUGUST 1993</b>	
Woods Run Upland	STATEWIDE STUMPAGE*
Woods Run Bottomland	\$134-\$249/M bd. ft.
	Insufficient data/M bd ft
*Prices supplied to District Foresters by seller, may include some veneer.	



# ILLINOIS TIMBER PRICES

ILLINOIS  
DEPARTMENT OF  
CONSERVATION  
life and land together

P.O. Box 19283, Springfield, IL 62794-9283  
Phone: (217) 492-4295  
U.S. DEPARTMENT OF AGRICULTURE  
ILLINOIS DEPARTMENT OF AGRICULTURE

DIVISION OF FOREST RESOURCES  
600 North Grand Avenue West  
Springfield, Illinois 62706  
Phone: (217) 782-2361

June 7, 1993

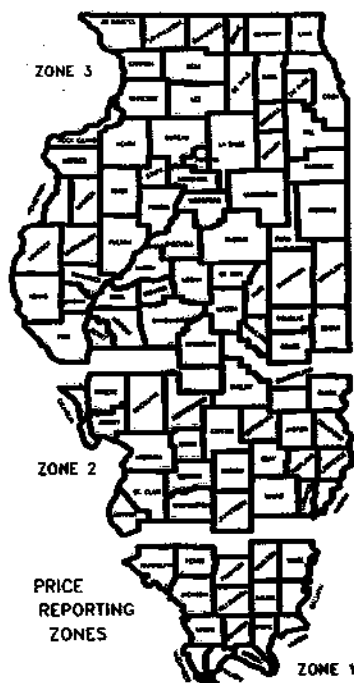
## PRICES PAID ILLINOIS TIMBER PRODUCERS NOVEMBER 1992 THROUGH FEBRUARY 1993

Winter sawtimber prices paid to Illinois timber growers were generally up for F.O.B. Mill and mixed for stumpage compared to both the previous summer and winter. Of the timber buyers reporting volume of their 1992 operations, 45% indicated their volume was 500 thousand board feet or more. This is up from 39% in 1991.

This report is prepared by the Illinois Agricultural Statistics Service in cooperation with the Illinois Division of Forest Resources. Unless otherwise indicated, prices shown in this report are prices reported by licensed timber buyers. The cooperation of those timber buyers who participated in the survey is greatly appreciated.

Illinois is divided into three price-reporting zones, based on timber resources, similarity, utilization standards and practices and soil types. Zone 1 is the Southern Unit; Zone 2, the Claypan Unit; and Zone 3, the Prairie Unit. Ranges of prices for each zone are shown on the back of this report.

This report can be used only as a general guide for determining market value of timber. General market and economic conditions are the major price-determining factors. Certain local considerations such as accessibility, site and terrain, distance to market, size of sale, and tree size and quality also affect the price paid. For technical, marketing or management assistance, contact your local State Forester, or the Division of Forest Resources, Illinois Department of Conservation, 600 North Grand Avenue, West, Springfield, Illinois 62706.



### AVERAGE PRICES FOR STUMPAGE AND F.O.B. IN SELECTED PERIODS SAWTIMBER - \$ PER M BD. FT.

SPECIES	November 1991-February 1992		May 1992-August 1992		November 1992-February 1993	
	Stumpage	F.O.B. Mill	Stumpage	F.O.B. Mill	Stumpage	F.O.B. Mill
Ash	133	249	140	255	131	271
Basswood	95	203	84	166	76	177
Beech	46	119	47	127	50	133
Cottonwood	40	119	45	118	43	127
Sweet Gum	55	130	54	131	51	135
Elm & Hackberry	52	134	54	132	52	135
Hickory	52	139	58	134	58	144
Soft Maple	62	148	56	140	61	148
Sugar Maple	87	184	86	177	102	224
Black Oak	105	216	115	192	122	215
Pin Oak	62	128	57	129	55	134
Red Oak	183	312	179	283	189	321
White Oak	183	304	167	272	183	326
Yellow Poplar	104	198	87	161	97	254
Sycamore	47	128	50	124	49	132
Black Walnut	350	506	329	497	334	544
Woods Run Bottomland	62	148	61	131	66	144
Woods Run Upland	113	213	115	181	127	185

### FACE VENEER - \$ PER M BD. FT.

Red Oak	421	757	527	763	418	750
White Oak	913	1,428	965	1,503	948	1,556
Walnut	1,511	2,006	1,611	2,330	1,608	2,438

### COOPERAGE - \$ PER M BD. FT.

White Oak	196	333	250	425	196	317
-----------	-----	-----	-----	-----	-----	-----

### UNPEELED PULPWOOD - \$ PER TON

	100	140	105	135	200	1467
--	-----	-----	-----	-----	-----	------

Timber Prices  
November 1992-February 1993  
June 7, 1993

MOST COMMONLY REPORTED PRICES PAID ILLINOIS TIMBER PRODUCERS November 1992 - February 1993							
PRODUCT	UNIT	Zone 1		Zone 2		Zone 3	
		Stumpage	F.O.B. Mill	Stumpage	F.O.B. Mill	Stumpage	F.O.B. Mill
<b>Dollars</b>							
1. <u>Sawtimber</u>							
Ash	M bd. ft.	50 - 200	120 - 400	50 - 200	110 - 400	80 - 220	120 - 350
Basswood	M bd. ft.	50 - 75	-	40 - 100	110 - 200	50 - 100	120 - 250
Beech	M bd. ft.	30 - 70	110 - 150	50 - 60	110 - 150	-	-
Cottonwood	M bd. ft.	30 - 70	100 - 150	20 - 70	100 - 160	20 - 50	110 - 150
Sweet Gum	M bd. ft.	30 - 75	110 - 150	25 - 80	110 - 160	-	-
Elm & Hackberry	M bd. ft.	30 - 75	110 - 150	30 - 80	110 - 160	20 - 80	-
Hickory	M bd. ft.	40 - 100	110 - 200	30 - 100	100 - 200	20 - 100	110 - 150
Soft Maple	M bd. ft.	40 - 100	110 - 200	40 - 100	100 - 200	30 - 100	110 - 200
Sugar Maple	M bd. ft.	40 - 200	120 - 350	40 - 200	100 - 350	80 - 180	120 - 300
Black Oak	M bd. ft.	50 - 200	120 - 300	45 - 200	110 - 300	50 - 200	110 - 300
Pin Oak	M bd. ft.	30 - 70	110 - 200	30 - 100	100 - 200	30 - 100	-
Red Oak	M bd. ft.	50 - 300	130 - 470	55 - 300	120 - 450	50 - 300	120 - 450
White Oak	M bd. ft.	50 - 300	130 - 470	60 - 300	130 - 500	50 - 300	120 - 400
Yellow Poplar	M bd. ft.	20 - 150	200 - 300	65 - 150	185 - 300	-	-
Sycamore	M bd. ft.	30 - 70	110 - 150	30 - 70	100 - 160	20 - 50	-
Black Walnut	M bd. ft.	150 - 500	400 - 600	200 - 500	400 - 700	250 - 500	500 - 700
Woods Run Bottomland	M bd. ft.	50 - 100	120 - 150	40 - 100	120 - 160	40 - 100	-
Woods Run Upland	M bd. ft.	50 - 200	120 - 250	50 - 200	140 - 250	100 - 200	-
<b>STATEWIDE</b>							
		Stumpage			F.O.B. Mill		
2. <u>Face Veneer</u>							
Red Oak	M bd. ft.	200 - 700			500 - 1,000		
White Oak	M bd. ft.	400 - 1,500			750 - 2,000		
Walnut	M bd. ft.	500 - 3,000			1,000 - 4,000		
3. <u>Cooperage</u>							
White Oak	M bd. ft.	150 - 250			250 - 400		
4. <u>Pulpwood</u>							
Unpeeled	Ton	2.00			14.00 - 15.00		

LOG SCALES USED BY REPORTING BUYERS		
Scale	Percent Using	
Doyle	96	
Scribner	3	
International	1	
CUSTOM SAWING BY THOSE REPORTING		
Region	Percent Reporting	Rates Reported \$/M bd. ft.
Zone 1	19	100 - 150
Zone 2	18	100 - 180
Zone 3	24	100 - 200
ILLINOIS	20	100 - 200

VOLUME OF 1992 OPERATIONS				
Size in (000) bd. ft.	Zone 1 %	Zone 2 %	Zone 3 %	All %
1 - 100	18	32	50	34
100 - 500	20	22	22	21
500 - 1000	21	22	8	17
1,000 - 3000	20	11	9	13
3,000 +	21	13	11	15

Cooperage is the manufacture of barrels. Face veneer is logs cut into thin sheets or 'veneer' used mostly by furniture builders. Pulpwood is used in making paper, fiberboard, and similar products. M bd. ft. means thousand board feet. Sawtimber refers to logs that are cut into lumber or timbers. F.O.B. refers to the price paid for timber delivered to the mill.

MARKED TIMBER SALES - NOVEMBER 1992 - FEBRUARY 1993	
STATEWIDE STUMPAGE*	
Woods Run Upland	\$192-\$327/M bd. ft.
Woods Run Bottomland	\$61-\$280/M bd ft
*Prices supplied to District Foresters by seller, may include some veneer.	





**ILLINOIS  
AGRICULTURAL  
STATISTICS SERVICE**

P.O. Box 19283, Springfield, IL 62794-9283  
Phone: (217) 492-4295  
U.S. DEPARTMENT OF AGRICULTURE  
ILLINOIS DEPARTMENT OF AGRICULTURE

# ILLINOIS TIMBER PRICES

**ILLINOIS  
DEPARTMENT OF  
CONSERVATION**  
life and land together

**DIVISION OF FOREST RESOURCES**  
600 North Grand Avenue West  
Springfield, Illinois 62706  
Phone: (217) 782-2361

December 14, 1994

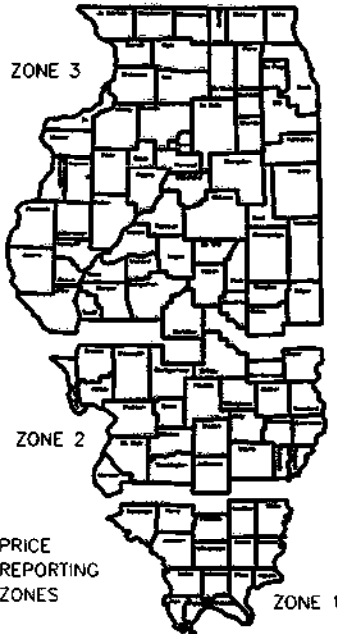
## PRICES PAID ILLINOIS TIMBER PRODUCERS MAY 1994 THROUGH AUGUST 1994

Summer sawtimber prices paid to Illinois timber growers were generally higher for F.O.B. Mill and stumpage compared to the previous winter. Of the timber buyers reporting volume of their 1994 operations, 48% indicated their volume was 500 thousand board feet or more. This is up one percent from a year ago.

This report is prepared by the Illinois Agricultural Statistics Service in cooperation with the Illinois Division of Forest Resources. Unless otherwise indicated, prices shown in this report are prices reported by licensed timber buyers. The cooperation of those timber buyers who participated in the survey is greatly appreciated.

Illinois is divided into three price-reporting zones, based on timber resources, similarity, utilization standards and practices and soil types. Zone 1 is the Southern Unit; Zone 2, the Claypan Unit; and Zone 3, the Prairie Unit. Ranges of prices for each zone are shown on the back of this report.

This report can be used only as a general guide for determining market value of timber. General market and economic conditions are the major price-determining factors. Certain local considerations such as accessibility, site and terrain, distance to market, size of sale, and tree size and quality also affect the price paid. For technical, marketing or management assistance, contact your local State Forester, or the Division of Forest Resources, Illinois Department of Conservation, 600 North Grand Avenue, West, Springfield, Illinois 62706.



### AVERAGE PRICES FOR STUMPAGE AND F.O.B. IN SELECTED PERIODS SAWTIMBER - \$ PER M BD. FT.

SPECIES	May 1993-August 1993		November 1993-February 1994		May 1994-August 1994	
	Stumpage	F.O.B. Mill	Stumpage	F.O.B. Mill	Stumpage	F.O.B. Mill
Ash	132	289	178	296	170	315
Basswood	88	167	112	193	130	240
Beech	62	147	65	164	50	170
Cottonwood	48	137	47	134	50	155
Sweet Gum	52	147	66	160	60	165
Elm & Hackberry	58	141	67	155	60	165
Hickory	66	152	73	166	70	185
Soft Maple	68	161	80	168	80	175
Sugar Maple	98	231	125	257	120	255
Black Oak	133	221	147	273	145	250
Pin Oak	71	144	76	154	75	160
Red Oak	187	328	230	378	215	365
White Oak	192	319	207	319	200	310
Yellow Poplar	125	239	130	238	140	285
Sycamore	46	140	62	148	60	155
Black Walnut	319	577	379	560	345	545
Woods Run Bottomland	80	154	84	176	80	170
Woods Run Upland	117	187	161	265	120	200

### FACE VENEER - \$ PER M BD. FT.

Red Oak	587	940	584	1,075	610	1,100
White Oak	1,033	1,605	1,036	1,734	980	1,800
Walnut	1,175	1,550	1,580	2,270	1,700	2,300

### COOPERAGE - \$ PER M BD. FT.

White Oak	225	400	279	400	220	400
-----------	-----	-----	-----	-----	-----	-----

### UNPEELED PULPWOOD - \$ PER TON

Ton	1.88	14.73	2.25	15.00	2.60	16.50
-----	------	-------	------	-------	------	-------

Bulk Rate  
 U.S. Postage  
 PAID  
 Springfield, IL  
 PERMIT NO. 906

Timber Prices  
 May 1994-August 1994  
 December 14, 1994

MOST COMMONLY REPORTED PRICES PAID ILLINOIS TIMBER PRODUCERS May 1994 - August 1994							
PRODUCT	UNIT	Zone 1		Zone 2		Zone 3	
		Stumpage	F.O.B. Mill	Stumpage	F.O.B. Mill	Stumpage	F.O.B. Mill
<b>1. Sawtimber</b>							
		<u>Dollars</u>					
Ash	M bd. ft.	120 - 200	300 - 400	100 - 300	130 - 400	80 - 250	300 - 400
Basswood	M bd. ft.	80 - 120	200 - 300	70 - 120	130 - 300	60 - 200	200 - 300
Beech	M bd. ft.	50 - 75	150 - 200	40 - 70	130 - 150	40 - 70	130 - 150
Cottonwood	M bd. ft.	40 - 70	130 - 180	30 - 80	110 - 200	30 - 60	100 - 200
Sweet Gum	M bd. ft.	50 - 70	150 - 200	40 - 60	140 - 180	40 - 60	110 - 150
Elm & Hackberry	M bd. ft.	50 - 90	150 - 200	50 - 90	150 - 200	30 - 100	120 - 200
Hickory	M bd. ft.	50 - 100	150 - 200	50 - 100	120 - 200	40 - 100	150 - 240
Soft Maple	M bd. ft.	50 - 90	170 - 200	40 - 100	130 - 200	50 - 150	130 - 200
Sugar Maple	M bd. ft.	50 - 200	150 - 320	50 - 150	160 - 350	60 - 200	200 - 350
Black Oak	M bd. ft.	100 - 250	200 - 350	90 - 200	200 - 400	100 - 200	160 - 350
Pin Oak	M bd. ft.	50 - 90	150 - 200	50 - 120	150 - 200	50 - 120	120 - 150
Red Oak	M bd. ft.	-	-	100 - 350	200 - 400	120 - 400	180 - 450
White Oak	M bd. ft.	120 - 300	270 - 400	100 - 300	150 - 350	120 - 300	160 - 400
Yellow Poplar	M bd. ft.	100 - 180	220 - 320	100 - 200	250 - 320	100 - 200	200 - 300
Sycamore	M bd. ft.	50 - 80	150 - 200	30 - 100	120 - 200	30 - 100	120 - 160
Black Walnut	M bd. ft.	250 - 400	400 - 500	300 - 500	350 - 750	200 - 400	500 - 800
Woods Run Bottomland	M bd. ft.	70 - 120	150 - 180	40 - 120	120 - 180	50 - 150	150 - 200
Woods Run Upland	M bd. ft.	80 - 300	150 - 400	50 - 200	120 - 400	70 - 250	150 - 350
<b>STATEWIDE</b>							
		Stumpage			F.O.B. Mill		
<b>2. Face Veneer</b>							
Red Oak	M bd. ft.	350 - 1,000			700 - 1,200		
White Oak	M bd. ft.	500 - 1,500			1,200 - 2,600		
Walnut	M bd. ft.	1,000 - 3,000			2,000 - 3,000		
<b>3. Cooperage</b>							
White Oak	M bd. ft.	150 - 300			300 - 500		
<b>4. Pulpwood</b>							
Unpeeled	Ton	2.50 - 2.75			-		

LOG SCALES USED BY REPORTING BUYERS		
Scale	Percent Using	
Doyle	97	
Scribner	3	
International	0	
CUSTOM SAWING BY THOSE REPORTING		
Region	Percent Reporting	Rates Reported \$/M bd. ft.
Zone 1	22	100 - 200
Zone 2	17	100 - 170
Zone 3	22	150 - 250
ILLINOIS	20	100 - 250

VOLUME OF 1993 OPERATIONS				
Size in (000) bd. ft.	Zone 1	Zone 2	Zone 3	All
	%	%	%	%
1 - 100	0	32	46	29
100 - 500	17	32	19	23
500 - 1,000	22	16	4	13
1,000 - 3,000	33	20	16	22
3,000 +	28	0	15	13

Cooperage is the manufacture of barrels. Face veneer is logs cut into thin sheets or "veneer" used mostly by furniture builders. Pulpwood is used in making paper, fiberboard, and similar products. M bd. ft. means thousand board feet. Sawtimber refers to logs that are cut into lumber or timbers. F.O.B. refers to the price paid for timber delivered to the mill.

MARKED TIMBER SALES - MAY 1994 - AUGUST 1994	
Woods Run Upland	STATEWIDE STUMPAGE*
Woods Run Bottomland	\$79-\$461/M bd. ft.
	\$116-\$310/M bd. ft.

\*Prices supplied to District Foresters by seller. may include some veneer.



ILLINOIS  
AGRICULTURAL  
STATISTICS SERVICE

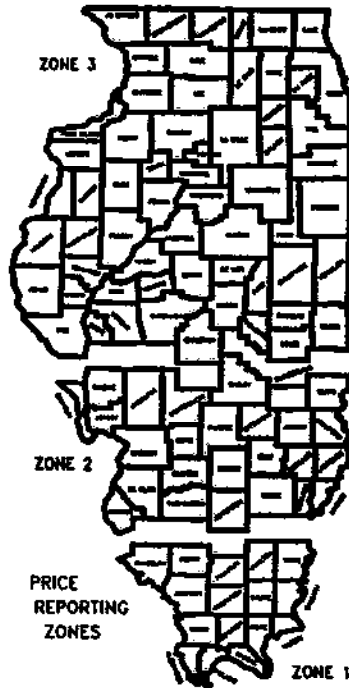
P.O. Box 19283, Springfield, IL 62794-9283  
Phone: (217) 492-4295  
U.S. DEPARTMENT OF AGRICULTURE  
ILLINOIS DEPARTMENT OF AGRICULTURE

## ILLINOIS TIMBER PRICES

ILLINOIS  
DEPARTMENT OF  
CONSERVATION  
life and land together

DIVISION OF FOREST RESOURCES  
600 North Grand Avenue West  
Springfield, Illinois 62706  
Phone: (217) 782-2361

June 10, 1994



### PRICES PAID ILLINOIS TIMBER PRODUCERS

NOVEMBER 1993 THROUGH FEBRUARY 1994

Winter sawtimber prices paid to Illinois timber growers were significantly higher for F.O.B. Mill and mixed for stumpage compared to both the previous summer and winter. Of the timber buyers reporting volume of their 1993 operations, 44% indicated their volume was 500 thousand board feet or more. This is down one percent from a year ago.

This report is prepared by the Illinois Agricultural Statistics Service in cooperation with the Illinois Division of Forest Resources. Unless otherwise indicated, prices shown in this report are prices reported by licensed timber buyers. The cooperation of those timber buyers who participated in the survey is greatly appreciated.

Illinois is divided into three price-reporting zones, based on timber resources, similarity, utilization standards and practices and soil types. Zone 1 is the Southern Unit; Zone 2, the Claypan Unit; and Zone 3, the Prairie Unit. Ranges of prices for each zone are shown on the back of this report.

This report can be used only as a general guide for determining market value of timber. General market and economic conditions are the major price-determining factors. Certain local considerations such as accessibility, site and terrain, distance to market, size of sale, and tree size and quality also affect the price paid. For technical, marketing or management assistance, contact your local State Forester, or the Division of Forest Resources, Illinois Department of Conservation, 600 North Grand Avenue, West, Springfield, Illinois 62706.

### AVERAGE PRICES FOR STUMPAGE AND F.O.B. IN SELECTED PERIODS

#### SAWTIMBER - \$ PER M BD. FT.

SPECIES	November 1992-February 1993		May 1993-August 1993		November 1993-February 1994	
	Stumpage	F.O.B. Mill	Stumpage	F.O.B. Mill	Stumpage	F.O.B. Mill
Ash	131	271	132	289	178	296
Basswood	76	177	88	167	112	193
Beech	50	133	62	147	65	164
Cottonwood	43	127	48	137	47	134
Sweet Gum	51	135	52	147	66	160
Elm & Hackberry	52	135	58	141	67	155
Hickory	58	144	66	152	73	166
Soft Maple	61	148	68	161	80	168
Sugar Maple	102	224	98	231	125	257
Black Oak	122	215	133	221	147	273
Pin Oak	35	134	71	144	76	154
Red Oak	189	321	187	328	230	378
White Oak	183	326	192	319	207	319
Yellow Poplar	97	254	125	239	130	238
Sycamore	49	132	46	140	62	148
Black Walnut	334	544	319	577	379	560
Woods Run Bottomland	66	144	80	154	84	176
Woods Run Upland	127	185	117	187	161	265

#### FACE VENEER - \$ PER M BD. FT.

Red Oak	418	750	587	940	584	1,075
White Oak	948	1,556	1,033	1,605	1,036	1,734
Walnut	1,608	2,438	1,175	1,550	1,580	2,270

#### COOPERAGE - \$ PER M BD. FT.

White Oak	196	317	225	400	279	400
-----------	-----	-----	-----	-----	-----	-----

#### UNPEELED PULPWOOD - \$ PER TON

--	--	--	--	--	--	--

Bulk Rate  
 U.S. Postage  
 PAID  
 Springfield, IL  
 PERMIT NO. 906

Timber Prices  
 November 1993-February 1994  
 June 10, 1994

MOST COMMONLY REPORTED PRICES PAID ILLINOIS TIMBER PRODUCERS							
November 1993 - February 1994							
PRODUCT	UNIT	Zone 1		Zone 2		Zone 3	
		Stumpage	F.O.B. Mill	Stumpage	F.O.B. Mill	Stumpage	F.O.B. Mill
<b>1. Sawtimber</b>							
Ash	M bd. ft.	80 - 300	200 - 400	100 - 300	140 - 400	80 - 250	150 - 300
Basswood	M bd. ft.	80 - 120	180 - 220	50 - 200	150 - 180	60 - 200	150 - 250
Beech	M bd. ft.	50 - 75	140 - 180	60 - 100	140 - 190	50 - 100	100 - 180
Cottonwood	M bd. ft.	25 - 70	120 - 150	30 - 75	100 - 170	25 - 50	100 - 170
Sweet Gum	M bd. ft.	40 - 100	130 - 200	50 - 100	140 - 190	50 - 100	130 - 180
Elm & Hackberry	M bd. ft.	35 - 100	120 - 200	40 - 100	120 - 190	40 - 100	150 - 180
Hickory	M bd. ft.	45 - 100	120 - 250	50 - 100	120 - 250	50 - 100	130 - 180
Soft Maple	M bd. ft.	50 - 100	140 - 200	50 - 120	120 - 200	60 - 100	160 - 230
Sugar Maple	M bd. ft.	70 - 200	160 - 300	70 - 200	180 - 400	80 - 200	180 - 350
Black Oak	M bd. ft.	100 - 230	250 - 400	80 - 250	150 - 400	85 - 250	180 - 350
Pin Oak	M bd. ft.	50 - 100	130 - 200	50 - 120	120 - 200	50 - 150	100 - 180
Red Oak	M bd. ft.	100 - 400	250 - 500	100 - 400	180 - 500	100 - 400	180 - 450
White Oak	M bd. ft.	100 - 300	230 - 400	90 - 400	170 - 400	100 - 400	180 - 400
Yellow Poplar	M bd. ft.	60 - 200	160 - 280	70 - 200	210 - 300	80 - 200	180 - 300
Sycamore	M bd. ft.	30 - 100	130 - 180	50 - 100	120 - 190	30 - 100	120 - 180
Black Walnut	M bd. ft.	200 - 500	400 - 680	300 - 500	350 - 700	250 - 500	600 - 750
Woods Run Bottomland	M bd. ft.	60 - 150	190 - 250	50 - 150	140 - 190	50 - 150	160 - 220
Woods Run Upland	M bd. ft.	100 - 300	140 - 400	90 - 250	140 - 400	80 - 250	180 - 390
<b>STATEWIDE</b>							
		Stumpage			F.O.B. Mill		
<b>2. Face Veneer</b>							
Red Oak	M bd. ft.	300 - 1,000			800 - 1,400		
White Oak	M bd. ft.	250 - 1,600			1,200 - 2,500		
Walnut	M bd. ft.	400 - 3,000			1,000 - 3,500		
<b>3. Coonage</b>							
White Oak	M bd. ft.	200 - 500			300 - 500		
<b>4. Pulpwood</b>							
Unpeeled	Ton	2.00 - 2.50			-		

LOG SCALES USED BY REPORTING BUYERS	
Scale	Percent Using
Doyle	99
Scribner	1
International	0

CUSTOM SAWING BY THOSE REPORTING		
Region	Percent Reporting	Rates Reported \$/M bd. ft.
Zone 1	5	60 - 200
Zone 2	11	100 - 250
Zone 3	5	100 - 250
ILLINOIS	21	60 - 250

VOLUME OF 1993 OPERATIONS				
Size in (000) bd. ft.	Zone 1	Zone 2	Zone 3	All
	%	%	%	%
1 - 100	23	19	52	32
100 - 500	18	37	14	24
500 - 1,000	18	6	14	12
1,000 - 3,000	18	16	10	14
3,000 +	23	22	10	18

Coonage is the manufacture of barrels. Face veneer is logs cut into thin sheets or "veneer" used mostly by furniture builders. Pulpwood is used in making paper, fiberboard, and similar products. M bd. ft. means thousand board feet. Sawtimber refers to logs that are cut into lumber or timbers. F.O.B. refers to the price paid for timber delivered to the mill.

**MARKED TIMBER SALES - NOVEMBER 1993 - FEBRUARY 1994**  
**STATEWIDE STUMPAGE\***  
 Woods Run Upland \$69-\$309/M bd. ft.  
 Woods Run Bottomland \$71-\$250/M bd. ft.

\*Prices supplied to District Foresters by seller, may include some veneer.