



**ILLINOIS
AGRICULTURAL
STATISTICS SERVICE**

ILLINOIS TIMBER PRICES

**ILLINOIS
DEPARTMENT OF
CONSERVATION**
life and land together

P.O. Box 19283, Springfield, IL 62794-9283
Phone: (217) 492-4295
U.S. DEPARTMENT OF AGRICULTURE
ILLINOIS DEPARTMENT OF AGRICULTURE

DIVISION OF FOREST RESOURCES
600 North Grand Avenue West
Springfield, Illinois 62706
Phone: (217) 782-2361

November 22, 1995

PRICES PAID ILLINOIS TIMBER PRODUCERS

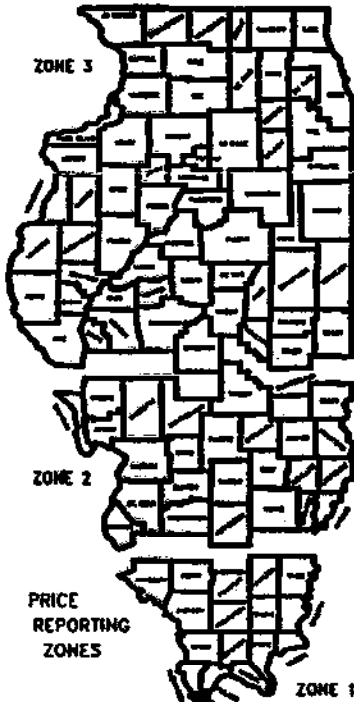
MAY 1995 THROUGH AUGUST 1995

Summer sawtimber prices paid to Illinois timber growers showed no clear upward or downward trend for F.O.B. Mill and stumpage compared to both the previous summer and winter. Of the timber buyers reporting volume of their 1995 operations, 50% indicated their volume was 500 thousand board feet or more.

This report is prepared by the Illinois Agricultural Statistics Service in cooperation with the Illinois Division of Forest Resources. Unless otherwise indicated, prices shown in this report are prices reported by licensed timber buyers. The cooperation of those timber buyers who participated in the survey is greatly appreciated.

Illinois is divided into three price-reporting zones, based on timber resources, similarity, utilization standards and practices and soil types. Zone 1 is the Southern Unit; Zone 2, the Claypan Unit; and Zone 3, the Prairie Unit. Ranges of prices for each zone are shown on the back of this report.

This report can be used only as a general guide for determining market value of timber. General market and economic conditions are the major price-determining factors. Certain local considerations such as accessibility, site and terrain, distance to market, size of sale, and tree size and quality also affect the price paid. For technical, marketing or management assistance, contact your local State Forester, or the Division of Forest Resources, Illinois Department of Conservation, 600 North Grand Avenue, West, Springfield, Illinois 62706.



AVERAGE PRICES FOR STUMPAGE AND F.O.B. IN SELECTED PERIODS SAWTIMBER - \$ PER M BD. FT.

SPECIES	May 1994-August 1994		November 1994-February 1995		May 1995-August 1995	
	Stumpage	F.O.B. Mill	Stumpage	F.O.B. Mill	Stumpage	F.O.B. Mill
Ash	170	315	160	280	180	330
Basswood	130	240	100	220	100	190
Beech	50	170	70	160	70	160
Cottonwood	50	155	45	140	50	140
Sweet Gum	60	165	75	155	60	150
Elm & Hackberry	60	165	75	160	60	150
Hickory	70	185	70	175	80	170
Soft Maple	80	175	85	195	80	200
Sugar Maple	120	255	110	225	120	250
Black Oak	145	250	130	265	150	320
Pin Oak	75	160	75	165	70	160
Red Oak	215	365	245	400	220	390
White Oak	200	310	195	335	220	380
Yellow Poplar	140	285	100	240	120	230
Sycamore	60	155	60	175	60	160
Black Walnut	345	545	300	545	380	540
Woods Run Bottomland	80	170	75	160	80	190
Woods Run Upland	120	200	120	200	130	300

FACE VENEER - \$ PER M BD. FT.

Red Oak	610	1,100	700	870	570	940
White Oak	980	1,800	920	1,680	940	1,550
Walnut	1,700	2,300	1,600	2,090	1,420	1,990

COOPERAGE - \$ PER M BD. FT.

White Oak	220	400	190	400	250	420
-----------	-----	-----	-----	-----	-----	-----

UNPEELED PULPWOOD - \$ PER TON

Bulk Rate
U.S. Postage
PAID
Springfield, IL
PERMIT NO. 906

Timber Prices
May 1995-August 1995
November 22, 1995

MOST COMMONLY REPORTED PRICES PAID ILLINOIS TIMBER PRODUCERS							
May 1995 - August 1995							
PRODUCT	UNIT	Zone 1		Zone 2		Zone 3	
		Stumpage	F.O.B. Mill	Stumpage	F.O.B. Mill	Stumpage	F.O.B. Mill
1. Sawtimber							
		<u>Dollars</u>					
Ash	M bd. ft.	100 - 200	300 - 450	100 - 350	200 - 450	100 - 250	150 - 300
Basswood	M bd. ft.	60 - 100	200 - 250	20 - 230	100 - 300	30 - 200	130 - 250
Beech	M bd. ft.	20 - 100	140 - 200	80 - 120	100 - 180	50 - 100	100 - 180
Cottonwood	M bd. ft.	20 - 60	140 - 180	30 - 80	100 - 180	20 - 50	100 - 160
Sweet Gum	M bd. ft.	30 - 100	140 - 200	40 - 100	100 - 160	50 - 100	130 - 180
Elm & Hackberry	M bd. ft.	20 - 80	140 - 200	20 - 100	100 - 180	30 - 100	130 - 200
Hickory	M bd. ft.	40 - 100	150 - 250	20 - 160	120 - 200	30 - 150	100 - 200
Soft Maple	M bd. ft.	30 - 80	150 - 200	30 - 150	100 - 300	80 - 150	130 - 280
Sugar Maple	M bd. ft.	40 - 150	150 - 300	60 - 200	150 - 300	100 - 200	250 - 350
Black Oak	M bd. ft.	100 - 200	250 - 450	100 - 300	200 - 550	20 - 250	220 - 400
Pin Oak	M bd. ft.	30 - 110	140 - 200	30 - 120	100 - 200	20 - 150	130 - 200
Red Oak	M bd. ft.	110 - 350	200 - 500	60 - 400	200 - 550	70 - 400	200 - 460
White Oak	M bd. ft.	100 - 300	300 - 450	60 - 350	280 - 550	70 - 450	250 - 400
Yellow Poplar	M bd. ft.	90 - 160	140 - 300	120 - 180	150 - 350	80 - 200	180 - 300
Sycamore	M bd. ft.	20 - 60	140 - 200	50 - 80	100 - 200	30 - 80	100 - 200
Black Walnut	M bd. ft.	200 - 400	400 - 650	200 - 500	380 - 650	200 - 600	500 - 700
Woods Run Bottomland	M bd. ft.	50 - 100	150 - 230	50 - 120	140 - 250	50 - 100	190 - 200
Woods Run Upland	M bd. ft.	100 - 300	150 - 450	50 - 300	140 - 450	50 - 200	180 - 400
STATEWIDE							
		Stumpage			F.O.B. Mill		
2. Face Veneer							
Red Oak	M bd. ft.	300 - 1,250			400 - 1,400		
White Oak	M bd. ft.	200 - 1,500			900 - 2,220		
Walnut	M bd. ft.	500 - 3,000			1,000 - 3,500		
3. Cooperage							
White Oak	M bd. ft.	150 - 300			350 - 450		
4. Pulpwood							
Unpeeled	Ton	1.75 - 2.25			16.75 - 20.00		

LOG SCALES USED BY REPORTING BUYERS		
Scale	Percent Using	
Doyle	97	
Scribner	3	
International	0	
CUSTOM SAWING BY THOSE REPORTING		
Region	Percent Reporting	Rates Reported \$/M bd. ft.
Zone 1	2	100 - 200
Zone 2	3	100 - 200
Zone 3	5	110 - 300
ILLINOIS	10	100 - 300

VOLUME OF 1995 OPERATIONS					
Size in (000) bd. ft.	Zone 1	Zone 2	Zone 3	All	
	%	%	%	%	
1 - 100	15	7	60	22	
100 - 500	15	33	26	28	
500 - 1,000	31	20	-	17	
1,000 - 3,000	8	20	7	14	
3,000 +	31	20	7	19	

Cooperage is the manufacture of barrels. Face veneer is logs cut into thin sheets or "veneer" used mostly by furniture builders. Pulpwood is used in making paper, fiberboard, and similar products. M bd. ft. means thousand board feet. Sawtimber refers to logs that are cut into lumber or timbers. F.O.B. refers to the price paid for timber delivered to the mill.

MARKED TIMBER SALES - MAY 1995 - AUGUST 1995	
	STATEWIDE STUMPAGE*
Woods Run Upland	\$166-\$635/M bd. ft.
Woods Run Bottomland	Insufficient Data
*Prices applied to District Foresters by seller, may include some veneer.	

Jerry Clampet, State Statistician

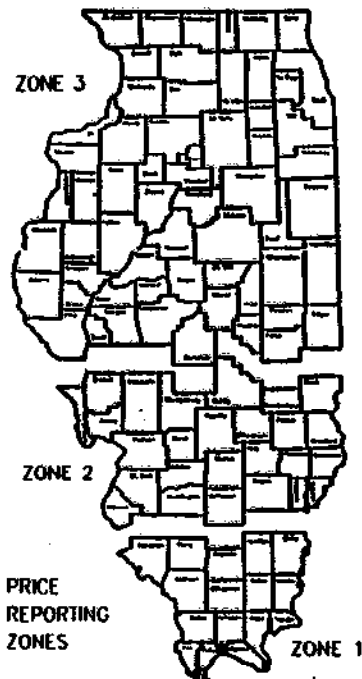
Steve Peterson, Garry D. Kopley, Agricultural Statisticians



ILLINOIS TIMBER PRICES



December 4, 1996


 PRICES PAID ILLINOIS TIMBER PRODUCERS
MAY 1996 THROUGH AUGUST 1996

Summer sawtimber prices paid to Illinois timber growers showed no clear upward or downward trend for F.O.B. Mill and stumpage compared to both the previous summer and winter. Of the timber buyers reporting volume of their 1996 operations, 42% indicated their volume was 500 thousand board feet or more.

This report is prepared by the Illinois Agricultural Statistics Service in cooperation with the Illinois Division of Forest Resources. Unless otherwise indicated, prices shown in this report are prices reported by licensed timber buyers. The cooperation of those timber buyers who participated in the survey is greatly appreciated.

Illinois is divided into three price-reporting zones, based on timber resources, similarity, utilization standards and practices and soil types. Zone 1 is the Southern Unit; Zone 2, the Claypan Unit; and Zone 3, the Prairie Unit. Ranges of prices for each zone are shown on the back of this report.

This report can be used only as a general guide for determining market value of timber. General market and economic conditions are the major price-determining factors. Certain local considerations such as accessibility, site and terrain, distance to market, size of sale, and tree size and quality also affect the price paid. For technical, marketing or management assistance, contact your local State Forester, or the Division of Forest Resources, Illinois Department of Natural Resources, 600 North Grand Avenue, West, Springfield, Illinois 62706.

 AVERAGE PRICES FOR STUMPAGE AND F.O.B. IN SELECTED PERIODS
SAWTIMBER - \$ PER M BD. FT.

SPECIES	May 1995-August 1995		November 1995-February 1996		May 1996-August 1996	
	Stumpage	F.O.B. Mill	Stumpage	F.O.B. Mill	Stumpage	F.O.B. Mill
Ash	180	330	185	330	170	340
Basswood	100	190	105	200	100	230
Beech	70	160	60	170	80	180
Cottonwood	50	140	45	145	50	150
Sweet Gum	60	150	70	150	85	170
Elm & Hackberry	60	150	65	145	60	150
Hickory	80	170	70	175	80	160
Soft Maple	80	200	85	210	95	210
Sugar Maple	120	250	115	260	120	190
Black Oak	150	320	160	330	160	270
Pin Oak	70	160	65	160	65	160
Red Oak	220	390	235	395	230	390
White Oak	220	380	235	390	220	390
Yellow Poplar	120	230	130	250	120	350
Sycamore	60	160	60	160	70	150
Black Walnut	380	540	360	550	320	510
Woods Run Bottomland	80	190	90	200	85	180
Woods Run Upland	130	300	140	310	110	300

FACE VENEER - \$ PER M BD. FT.

Red Oak	570	940	585	980	600	950
White Oak	940	1,550	950	1,610	1,000	1,800
Walnut	1,420	1,990	1,650	2,010	1,600	2,000

COOPERAGE - \$ PER M BD. FT.

White Oak	250	420	240	415	280	600
-----------	-----	-----	-----	-----	-----	-----

UNPEELED PULPWOOD - \$ PER TON

Bulk Rate
 U.S. Postage
 PAID
 Springfield, IL
 PERMIT NO. 906

Timber Prices
 May 1996-August 1996
 December 2, 1996

MOST COMMONLY REPORTED PRICES PAID ILLINOIS TIMBER PRODUCERS May 1996 - August 1996							
PRODUCT	UNIT	Zone 1		Zone 2		Zone 3	
		Stumpage	F.O.B. Mill	Stumpage	F.O.B. Mill	Stumpage	F.O.B. Mill
1. Sawtimber							
Ash	M bd. ft.	100 - 200	300 - 400	150 - 350	350 - 400	120 - 200	300 - 420
Basswood	M bd. ft.	NA	NA	50 - 150	150 - 350	50 - 150	190 - 300
Beech	M bd. ft.	65 - 100	150 - 200	NA	NA	NA	NA
Cottonwood	M bd. ft.	40 - 90	150 - 210	40 - 60	120 - 180	40 - 60	130 - 190
Sweet Gum	M bd. ft.	70 - 100	150 - 200	NA	NA	NA	NA
Blm & Hackberry	M bd. ft.	60 - 100	150 - 200	50 - 100	120 - 180	50 - 100	150 - 190
Hickory	M bd. ft.	70 - 100	120 - 180	50 - 100	120 - 180	50 - 100	120 - 190
Soft Maple	M bd. ft.	60 - 95	140 - 250	40 - 150	120 - 250	60 - 100	190 - 250
Sugar Maple	M bd. ft.	60 - 130	140 - 200	100 - 150	150 - 250	120 - 150	190 - 250
Black Oak	M bd. ft.	80 - 200	200 - 300	100 - 200	200 - 400	100 - 200	190 - 380
Pin Oak	M bd. ft.	80 - 100	130 - 200	50 - 120	120 - 200	50 - 150	150 - 190
Red Oak	M bd. ft.	100 - 250	250 - 400	100 - 250	250 - 550	150 - 250	300 - 420
White Oak	M bd. ft.	200 - 300	350 - 450	180 - 350	420 - 650	150 - 300	300 - 480
Yellow Poplar	M bd. ft.	100 - 150	300 - 400	100 - 140	300 - 400	NA	NA
Sycamore	M bd. ft.	50 - 95	160 - 200	50 - 100	100 - 200	40 - 75	100 - 200
Black Walnut	M bd. ft.	200 - 400	450 - 550	220 - 400	450 - 550	200 - 400	450 - 550
Woods Run Bottomland	M bd. ft.	60 - 100	170 - 230	50 - 150	150 - 200	90 - 100	NA
Woods Run Upland	M bd. ft.	95 - 150	170 - 400	50 - 150	150 - 400	75 - 150	NA
STATEWIDE							
		Stumpage			F.O.B. Mill		
2. Face Veneer							
Red Oak	M bd. ft.	200 - 1,250			450 - 1,500		
White Oak	M bd. ft.	300 - 1,500			1,000 - 2,000		
Walnut	M bd. ft.	250 - 1,700			1,000 - 3,000		
3. Cooperage							
White Oak	M bd. ft.	200 - 400			400 - 700		
4. Pulpwood							
Unpeeled	Ton	1.75 - 2.45			16.50 - 20.00		

LOG SCALES USED BY REPORTING BUYERS		
Scale	Percent Using	
Doyle	100	
Scritmer	0	
International	0	
CUSTOM SAWING BY THOSE REPORTING		
Region	Percent Reporting	Rates Reported \$/M bd. ft.
Zone 1	3	100 - 180
Zone 2	13	100 - 150
Zone 3	5	150 - 180
ILLINOIS	21	100 - 180

VOLUME OF 1995 OPERATIONS				
Size in (000) bd. ft.	Zone 1	Zone 2	Zone 3	All
	%	%	%	%
1 - 100	15	7	60	22
100 - 500	15	33	26	28
500 - 1,000	31	20	-	17
1,000 - 3,000	8	20	7	14
3,000 +	31	20	7	19

Cooperage is the manufacture of barrels. Face veneer is logs cut into thin sheets or "veneer" used mostly by furniture builders. Pulpwood is used in making paper, fiberboard, and similar products. M bd. ft. means thousand board feet. Sawtimber refers to logs that are cut into lumber or timbers. F.O.B. refers to the price paid for timber delivered to the mill.

MARKED TIMBER SALES - MAY 1996 - AUGUST 1996	
Woods Run Upland	STATEWIDE STUMPAGE*
Woods Run Bottomland	\$100-\$323/M bd. ft.
	Insufficient Data



ILLINOIS TIMBER PRICES



June 10, 1996

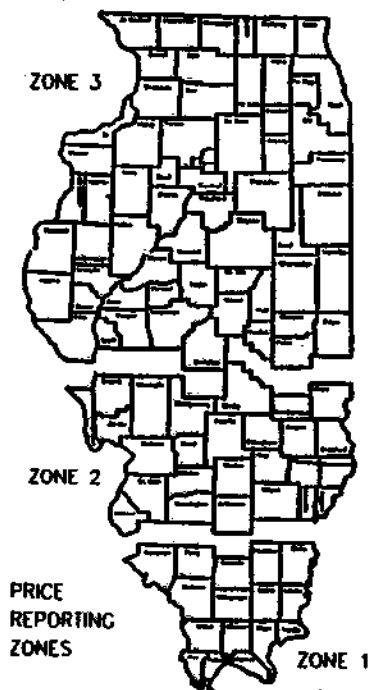
PRICES PAID ILLINOIS TIMBER PRODUCERS
NOVEMBER 1995 THROUGH FEBRUARY 1996

Winter sawtimber prices paid to Illinois timber growers showed no clear upward or downward trend for F.O.B. Mill and stumpage compared to both the previous summer and winter. Of the timber buyers reporting volume of their 1996 operations, 50% indicated their volume was 500 thousand board feet or more.

This report is prepared by the Illinois Agricultural Statistics Service in cooperation with the Illinois Division of Forest Resources. Unless otherwise indicated, prices shown in this report are prices reported by licensed timber buyers. The cooperation of those timber buyers who participated in the survey is greatly appreciated.

Illinois is divided into three price-reporting zones, based on timber resources, similarity, utilization standards and practices and soil types. Zone 1 is the Southern Unit; Zone 2, the Claypan Unit; and Zone 3, the Prairie Unit. Ranges of prices for each zone are shown on the back of this report.

This report can be used only as a general guide for determining market value of timber. General market and economic conditions are the major price-determining factors. Certain local considerations such as accessibility, site and terrain, distance to market, size of sale, and tree size and quality also affect the price paid. For technical, marketing or management assistance, contact your local State Forester, or the Division of Forest Resources, Illinois Department of Natural Resources, 600 North Grand Avenue, West, Springfield, Illinois 62706.



AVERAGE PRICES FOR STUMPAGE AND F.O.B. IN SELECTED PERIODS

SAWTIMBER - \$ PER M BD. FT.

SPECIES	November 1994-February 1995		May 1995-August 1995		November 1995-February 1996	
	Stumpage	F.O.B. Mill	Stumpage	F.O.B. Mill	Stumpage	F.O.B. Mill
Ash	160	280	180	330	185	330
Basswood	100	220	100	190	105	200
Beech	70	160	70	160	60	170
Cottonwood	45	140	50	140	45	145
Sweet Gum	75	155	60	150	70	150
Elm & Hackberry	75	160	60	150	65	145
Hickory	70	175	80	170	70	175
Soft Maple	85	195	80	200	85	210
Sugar Maple	110	225	120	250	115	260
Black Oak	130	265	150	320	160	330
Pin Oak	75	165	70	160	65	160
Red Oak	245	400	220	390	235	395
White Oak	195	335	220	380	235	390
Yellow Poplar	100	240	120	230	130	250
Sycamore	60	175	60	160	60	160
Black Walnut	300	545	380	540	360	550
Woods Run Bottomland	75	160	80	190	90	200
Woods Run Upland	120	200	130	300	140	310

FACE VENER - \$ PER M BD. FT.

Red Oak	700	870	570	940	585	980
White Oak	920	1,680	940	1,550	950	1,610
Walnut	1,600	2,090	1,420	1,990	1,630	2,010

COOPERAGE - \$ PER M BD. FT.

White Oak	190	400	230	420	240	415
-----------	-----	-----	-----	-----	-----	-----

UNPEELED PULPWOOD - \$ PER TON

Bulk Rate
U.S. Postage
PAID
Springfield, IL
PERMIT NO. 906

Timber Prices
November 1995-February 1996
June 10, 1996

MOST COMMONLY REPORTED PRICES PAID ILLINOIS TIMBER PRODUCERS							
November 1995 - February 1996							
PRODUCT	UNIT	Zone 1		Zone 2		Zone 3	
		Stumpage	F.O.B. Mill	Stumpage	F.O.B. Mill	Stumpage	F.O.B. Mill
1. Sawtimber							
Ash	M bd. ft.	100 - 200	300 - 450	100 - 350	200 - 450	100 - 250	150 - 300
Basswood	M bd. ft.	60 - 100	200 - 250	20 - 230	100 - 300	30 - 200	130 - 250
Beech	M bd. ft.	20 - 100	140 - 200	80 - 120	100 - 180	50 - 100	100 - 180
Cottonwood	M bd. ft.	20 - 60	140 - 180	30 - 80	100 - 180	20 - 50	100 - 160
Sweet Gum	M bd. ft.	30 - 100	140 - 200	40 - 100	100 - 160	50 - 100	130 - 180
Elm & Hackberry	M bd. ft.	20 - 80	140 - 200	20 - 100	100 - 180	30 - 100	130 - 200
Hickory	M bd. ft.	40 - 100	150 - 250	20 - 160	120 - 200	30 - 150	100 - 200
Soft Maple	M bd. ft.	30 - 80	150 - 200	30 - 150	100 - 300	80 - 150	130 - 280
Sugar Maple	M bd. ft.	40 - 150	150 - 300	60 - 200	150 - 300	100 - 200	250 - 350
Black Oak	M bd. ft.	100 - 200	250 - 450	100 - 300	200 - 550	20 - 250	220 - 400
Pin Oak	M bd. ft.	30 - 110	140 - 200	30 - 120	100 - 200	20 - 150	130 - 200
Red Oak	M bd. ft.	110 - 350	200 - 500	60 - 400	200 - 550	70 - 400	200 - 460
White Oak	M bd. ft.	100 - 300	300 - 450	60 - 350	280 - 550	70 - 450	250 - 400
Yellow Poplar	M bd. ft.	90 - 160	140 - 300	120 - 180	150 - 350	80 - 200	180 - 300
Sycamore	M bd. ft.	20 - 60	140 - 200	50 - 80	100 - 200	30 - 80	100 - 200
Black Walnut	M bd. ft.	200 - 400	400 - 650	200 - 500	380 - 650	200 - 600	500 - 700
Woods Run Bottomland	M bd. ft.	50 - 100	150 - 230	50 - 120	140 - 250	50 - 100	180 - 200
Woods Run Upland	M bd. ft.	100 - 300	150 - 450	50 - 300	140 - 450	50 - 200	180 - 400
STATEWIDE							
		Stumpage			F.O.B. Mill		
2. Face Veneer							
Red Oak	M bd. ft.	310 - 1,270			420 - 1,450		
White Oak	M bd. ft.	250 - 1,550			950 - 2,250		
Walnut	M bd. ft.	580 - 3,020			1,060 - 3,570		
3. Cooperage							
White Oak	M bd. ft.				1,060 - 3,570		
4. Pulpwood							
Unpeeled	M bd. ft.	140 - 300			350 - 440		
	Ton	1.75 - 2.30			16.80 - 20.10		

LOG SCALES USED BY REPORTING BUYERS		
Scale	Percent Using	
Doyle	97	
Scribner	3	
International	0	
CUSTOM SAWING BY THOSE REPORTING		
Region	Percent Reporting	Rates Reported \$/M bd. ft.
Zone 1	2	100 - 200
Zone 2	3	100 - 200
Zone 3	5	110 - 300
ILLINOIS	10	100 - 300

VOLUME OF 1995 OPERATIONS				
Size in (000) bd. ft.	Zone 1 %	Zone 2 %	Zone 3 %	All %
1 - 100	15	7	60	22
100 - 500	15	33	26	28
500 - 1,000	31	20	-	17
1,000 - 3,000	8	20	7	14
3,000 +	31	20	7	19

Cooperage is the manufacture of barrels. Face veneer is logs cut into thin sheets or "veneer" used mostly by furniture builders. Pulpwood is used in making paper, fiberboard, and similar products. M bd. ft. means thousand board feet. Sawtimber refers to logs that are cut into lumber or timbers. F.O.B. refers to the price paid for timber delivered to the mill.

MARKED TIMBER SALES - NOVEMBER 1995 - FEBRUARY 1996	
Woods Run Upland	STATEWIDE STUMPAGE*
Woods Run Bottomland	\$140-\$408/M bd. ft.
	Insufficient Data



U.S. DEPARTMENT OF AGRICULTURE
ILLINOIS DEPARTMENT OF AGRICULTURE
P.O. Box 19283, Springfield, IL 62794-9283
Phone: (217) 492-4295

AGRICULTURAL
STATISTICS
SERVICE

ILLINOIS TIMBER PRICES

DIVISION OF FOREST RESOURCES
600 North Grand Avenue West
Springfield, Illinois 62706
Phone: (217) 782-2361



DEPARTMENT OF
NATURAL
RESOURCES

December 9, 1997

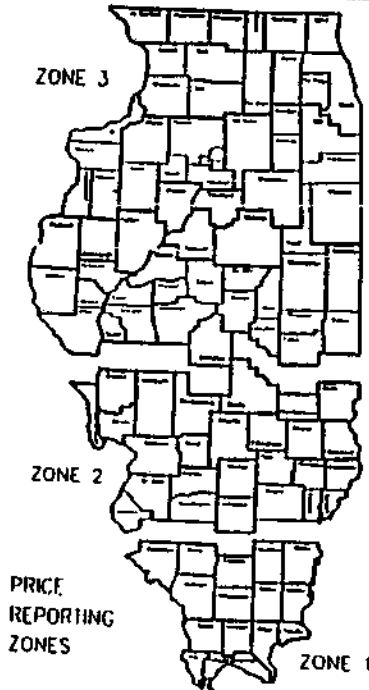
PRICES PAID ILLINOIS TIMBER PRODUCERS MAY 1997 THROUGH AUGUST 1997

Summer sawtimber prices paid to Illinois timber growers generally showed slight upward trends for F.O.B. Mill and stumpage compared to both the previous summer and winter. Of the timber buyers reporting volume of their 1997 operations, 37% indicated their volume was 500 thousand board feet or more.

This report is prepared by the Illinois Agricultural Statistics Service in cooperation with the Illinois Division of Forest Resources. Unless otherwise indicated, prices shown in this report are prices reported by licensed timber buyers. The cooperation of those timber buyers who participated in the survey is greatly appreciated.

Illinois is divided into three price-reporting zones, based on timber resources, similarity, utilization standards and practices and soil types. Zone 1 is the Southern Unit; Zone 2, the Claypan Unit; and Zone 3, the Prairie Unit. Ranges of prices for each zone are shown on the back of this report.

This report can be used only as a general guide for determining market value of timber. General market and economic conditions are the major price-determining factors. Certain local considerations such as accessibility, site and terrain, distance to market, size of sale, and tree size and quality also affect the price paid. For technical, marketing or management assistance, contact your local State Forester, or the Division of Forest Resources, Illinois Department of Natural Resources, 600 North Grand Avenue, West, Springfield, Illinois 62706.



AVERAGE PRICES FOR STUMPAGE AND F.O.B. IN SELECTED PERIODS SAWTIMBER - \$ PER M BD. FT.

SPECIES	May 1996-August 1996		November 1996 - February 1997		May 1997 - August 1997	
	Stumpage	F.O.B. Mill	Stumpage	F.O.B. Mill	Stumpage	F.O.B. Mill
Ash	170	340	170	300	150	320
Basswood	100	230	95	190	100	220
Beech	80	180	70	180	75	180
Cottonwood	50	150	40	140	60	150
Sweet Gum	85	170	85	170	75	180
Elm & Hackberry	60	150	60	140	75	170
Hickory	80	160	65	170	85	190
Soft Maple	95	210	95	170	95	220
Sugar Maple	120	190	140	300	140	300
Black Oak	160	270	150	250	160	300
Pin Oak	65	160	60	160	80	180
Red Oak	230	390	220	385	240	410
White Oak	220	390	200	340	220	380
Yellow Poplar	120	350	120	280	120	290
Sycamore	70	150	60	160	65	170
Black Walnut	320	510	330	510	340	510
Woods Run Bottomland	85	180	80	180	90	200
Woods Run Upland	110	300	140	270	130	270

FACE VENEER - \$ PER M BD. FT.

Red Oak	600	950	510	730	620	990
White Oak	1,000	1,800	1,100	1,900	1,000	1,800
Walnut	1,600	2,000	1,490	2,100	1,500	2,300

COOPERAGE - \$ PER M BD. FT.

White Oak	280	600	250	430	250	420
-----------	-----	-----	-----	-----	-----	-----

UNPEELED PULPWOOD - \$ PER TON

--	--	--	--	--	--

Bulk Rate
 U.S. Postage
 PAID
 Springfield, IL
 PERMIT NO. 906

Timber Prices
 May 1997-August 1997
 December 9, 1997

MOST COMMONLY REPORTED PRICES PAID ILLINOIS TIMBER PRODUCERS May 1997 - August 1997							
PRODUCT	UNIT	Zone 1		Zone 2		Zone 3	
		Stumpage	F.O.B. Mill	Stumpage	F.O.B. Mill	Stumpage	F.O.B. Mill
1. Sawtimber							
Ash	M bd. ft.	90 - 200	200 - 400	100 - 250	200 - 400	100 - 210	200 - 450
Basswood	M bd. ft.	80 - 100	180 - 250	70 - 120	200 - 250	60 - 120	170 - 270
Beech	M bd. ft.	50 - 100	150 - 200	60 - 80	150 - 200	60 - 100	150 - 200
Cottonwood	M bd. ft.	30 - 90	140 - 170	40 - 100	140 - 200	20 - 100	120 - 170
Sweet Gum	M bd. ft.	50 - 130	150 - 200	50 - 100	150 - 190	50 - 100	150 - 200
Elm & Hackberry	M bd. ft.	50 - 100	150 - 180	50 - 100	150 - 190	30 - 120	150 - 200
Hickory	M bd. ft.	70 - 100	150 - 200	50 - 100	150 - 210	50 - 100	150 - 250
Soft Maple	M bd. ft.	60 - 120	150 - 250	60 - 120	150 - 270	60 - 140	150 - 270
Sugar Maple	M bd. ft.	60 - 200	150 - 400	70 - 200	150 - 400	80 - 200	200 - 400
Black Oak	M bd. ft.	80 - 200	200 - 400	80 - 250	200 - 400	90 - 200	200 - 350
Pin Oak	M bd. ft.	50 - 100	150 - 200	40 - 100	150 - 200	40 - 100	140 - 210
Red Oak	M bd. ft.	100 - 320	350 - 550	100 - 300	300 - 500	150 - 300	300 - 450
White Oak	M bd. ft.	150 - 300	300 - 500	150 - 300	250 - 500	150 - 300	250 - 450
Yellow Poplar	M bd. ft.	100 - 200	250 - 300	70 - 150	230 - 320	80 - 150	250 - 300
Sycamore	M bd. ft.	30 - 90	130 - 200	45 - 100	150 - 200	35 - 80	140 - 200
Black Walnut	M bd. ft.	200 - 400	400 - 600	180 - 400	400 - 600	200 - 400	400 - 600
Woods Run Bottomland	M bd. ft.	60 - 100	170 - 220	45 - 140	150 - 200	40 - 100	170 - 230
Woods Run Upland	M bd. ft.	100 - 150	180 - 300	60 - 170	150 - 350	100 - 150	200 - 350
STATEWIDE							
		Stumpage			F.O.B. Mill		
2. Face Veneer							
Red Oak	M bd. ft.	400 - 800			700 - 1,500		
White Oak	M bd. ft.	500 - 1,700			1,600 - 2,500		
Walnut	M bd. ft.	1,000 - 2,000			1,400 - 3,500		
3. Cooperage							
White Oak	M bd. ft.	150 - 350			400 - 450		
4. Pulpwood							
Unpeeled	Ton	1.80 - 3.00			16.00 - 18.00		

LOG SCALES USED BY REPORTING BUYERS		
Scale	Percent Using	
Doyte	99	
Scribner	1	
International	0	
CUSTOM SAWING BY THOSE REPORTING		
Region	Percent Reporting	Rates Reported \$/M bd. ft.
Zone 1	20	100 - 150
Zone 2	14	100 - 200
Zone 3	13	100 - 200
ILLINOIS	47	100 - 200

VOLUME OF 1997 OPERATIONS				
Size in (000) bd. ft.	Zone 1	Zone 2	Zone 3	All
	%	%	%	%
1 - 100	22	21	52	32
100 - 500	36	34	24	31
500 - 1,000	7	4	5	5
1,000 - 3,000	21	33	14	24
3,000 +	14	8	5	8

Cooperage is the manufacture of barrels. Face veneer is logs cut into thin sheets or "veneer" used mostly by furniture builders. Pulpwood is used in making paper, fiberboard, and similar products. M bd. ft. means thousand board feet. Sawtimber refers to logs that are cut into lumber or timbers. F.O.B. refers to the price paid for timber delivered to the mill.

MARKED TIMBER SALES - MAY 1997 - AUGUST 1997	
Woods Run Upland	STATEWIDE STUMPAGE*
Woods Run Bottomland	\$199-\$278/M bd. ft.
	Insufficient Data
*Prices applied to District Foresters by seller, may include some veneer.	



U.S. DEPARTMENT OF AGRICULTURE
ILLINOIS DEPARTMENT OF AGRICULTURE
P.O. Box 19283, Springfield, IL 62794-9283
Phone: (217) 492-4295

AGRICULTURAL
STATISTICS
SERVICE

ILLINOIS TIMBER PRICES

DIVISION OF FOREST RESOURCES
600 North Grand Avenue West
Springfield, Illinois 62706
Phone: (217) 782-2361



June 10, 1997

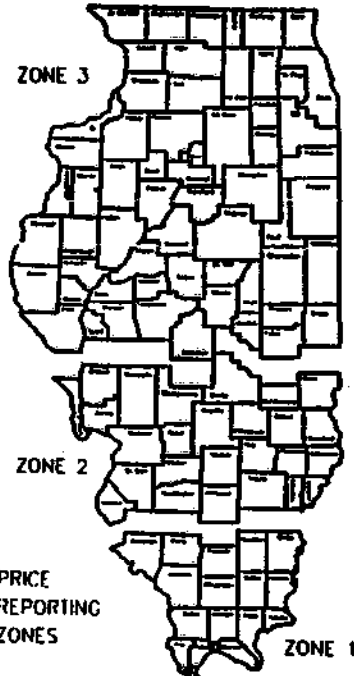
PRICES PAID ILLINOIS TIMBER PRODUCERS NOVEMBER 1996 THROUGH FEBRUARY 1997

Winter sawtimber prices paid to Illinois timber growers showed no clear upward or downward trend for F.O.B. Mill and stumpage compared to both the previous summer and winter. Of the timber buyers reporting volume of their 1996 operations, 38% indicated their volume was 500 thousand board feet or more.

This report is prepared by the Illinois Agricultural Statistics Service in cooperation with the Illinois Division of Forest Resources. Unless otherwise indicated, prices shown in this report are prices reported by licensed timber buyers. The cooperation of those timber buyers who participated in the survey is greatly appreciated.

Illinois is divided into three price-reporting zones, based on timber resources, similarity, utilization standards and practices and soil types. Zone 1 is the Southern Unit; Zone 2, the Claypan Unit; and Zone 3, the Prairie Unit. Ranges of prices for each zone are shown on the back of this report.

This report can be used only as a general guide for determining market value of timber. General market and economic conditions are the major price-determining factors. Certain local considerations such as accessibility, site and terrain, distance to market, size of sale, and tree size and quality also affect the price paid. For technical, marketing or management assistance, contact your local State Forester, or the Division of Forest Resources, Illinois Department of Natural Resources, 600 North Grand Avenue, West, Springfield, Illinois 62706.



AVERAGE PRICES FOR STUMPAGE AND F.O.B. IN SELECTED PERIODS SAWTIMBER - \$ PER M BD. FT.

SPECIES	November 1995-February 1996		May 1996-August 1996		November 1996 - February 1997	
	Stumpage	F.O.B. Mill	Stumpage	F.O.B. Mill	Stumpage	F.O.B. Mill
Ash	185	330	170	340	170	300
Basswood	105	200	100	230	95	190
Beech	60	170	80	180	70	180
Cottonwood	45	145	50	150	40	140
Sweet Gum	70	150	85	170	85	170
Elm & Hackberry	65	145	60	150	60	140
Hickory	70	175	80	160	65	170
Soft Maple	85	210	95	210	95	170
Sugar Maple	115	260	120	190	140	300
Black Oak	160	330	160	270	150	250
Pin Oak	65	160	65	160	60	160
Red Oak	235	395	230	390	220	385
White Oak	235	390	220	390	200	340
Yellow Poplar	130	250	120	350	120	280
Sycamore	60	160	70	150	60	160
Black Walnut	360	550	320	510	330	510
Woods Run Bottomland	90	200	95	180	90	180
Woods Run Upland	140	310	110	300	140	270

FACE VENEER - \$ PER M BD. FT.

Red Oak	585	980	600	950	510	730
White Oak	950	1,610	1,000	1,800	1,100	1,900
Walnut	1,650	2,010	1,600	2,000	1,490	2,100

COOPERAGE - \$ PER M BD. FT.

White Oak	240	415	280	600	250	430
-----------	-----	-----	-----	-----	-----	-----

UNPEELED PULPWOOD - \$ PER TON

--	--	--	--	--	--

Bulk Rate
U.S. Postage
PAID
Springfield, IL
PERMIT NO. 906

Timber Prices
November 1996-February 1997
June 10, 1997

MOST COMMONLY REPORTED PRICES PAID ILLINOIS TIMBER PRODUCERS							
November 1996 - February 1997							
PRODUCT	UNIT	Zone 1		Zone 2		Zone 3	
		Stumpage	F.O.B. Mill	Stumpage	F.O.B. Mill	Stumpage	F.O.B. Mill
1. Sawtimber							
Ash	M bd. ft.	100 - 250	200 - 400	100 - 250	200 - 400	90 - 250	200 - 400
Basswood	M bd. ft.	50 - 120	140 - 210	50 - 120	140 - 220	60 - 120	140 - 220
Beech	M bd. ft.	70 - 90	150 - 200	40 - 80	150 - 200	60 - 100	150 - 200
Cottonwood	M bd. ft.	30 - 60	130 - 150	20 - 80	120 - 140	20 - 60	120 - 140
Sweet Gum	M bd. ft.	70 - 100	120 - 200	80 - 140	NA	70 - 100	120 - 200
Elm & Hackberry	M bd. ft.	30 - 100	120 - 140	40 - 60	120 - 180	25 - 80	120 - 180
Hickory	M bd. ft.	60 - 90	120 - 180	50 - 100	120 - 180	50 - 80	150 - 210
Soft Maple	M bd. ft.	60 - 100	120 - 250	60 - 120	150 - 200	60 - 140	140 - 260
Sugar Maple	M bd. ft.	100 - 150	200 - 400	100 - 200	150 - 400	80 - 200	250 - 350
Black Oak	M bd. ft.	80 - 200	200 - 350	100 - 230	200 - 350	100 - 250	190 - 350
Pin Oak	M bd. ft.	30 - 70	140 - 170	30 - 80	150 - 180	50 - 100	150 - 180
Red Oak	M bd. ft.	100 - 320	250 - 400	100 - 300	250 - 500	150 - 300	300 - 450
White Oak	M bd. ft.	160 - 300	250 - 450	150 - 300	250 - 550	150 - 300	300 - 450
Yellow Poplar	M bd. ft.	100 - 150	230 - 300	100 - 140	230 - 300	80 - 150	NA
Sycamore	M bd. ft.	30 - 90	120 - 170	50 - 70	130 - 180	35 - 80	120 - 180
Black Walnut	M bd. ft.	200 - 400	400 - 600	200 - 350	400 - 550	200 - 400	450 - 650
Woods Run Bottomland	M bd. ft.	70 - 100	170 - 200	60 - 100	140 - 210	50 - 100	150 - 200
Woods Run Upland	M bd. ft.	70 - 150	170 - 300	60 - 200	150 - 300	95 - 150	200 - 300
STATEWIDE							
		Stumpage			F.O.B. Mill		
2. Face Veneer							
Red Oak	M bd. ft.	200 - 800			400 - 1,000		
White Oak	M bd. ft.	500 - 1,700			1,600 - 2,100		
Walnut	M bd. ft.	800 - 1,800			1,400 - 4,000		
3. Cooperage							
White Oak	M bd. ft.	150 - 400			400 - 500		
4. Pulpwood							
Unpeeled	Ton	2.00 - 4.00			16.50 - 20.00		

LOG SCALES USED BY REPORTING BUYERS		
Scale	Percent Using	
Doyle	100	
Scribner	0	
International	0	
CUSTOM SAWING BY THOSE REPORTING		
Region	Percent Reporting	Rates Reported \$/M bd. ft.
Zone 1	20	100 - 180
Zone 2	14	100 - 150
Zone 3	13	100 - 200
ILLINOIS	47	100 - 200

VOLUME OF 1996 OPERATIONS					
Size in (000) bd. ft.	Zone 1	Zone 2	Zone 3	All	
	%	%	%	%	
1 - 100	17	29	46	31	
100 - 500	25	36	31	31	
500 - 1,000	25	-	-	10	
1,000 - 3,000	17	28	8	20	
3,000 +	16	7	15	8	

Cooperage is the manufacture of barrels. Face veneer is logs cut into thin sheets or "veneer" used mostly by furniture builders. Pulpwood is used in making paper, fiberboard, and similar products. M bd. ft. means thousand board feet. Sawtimber refers to logs that are cut into lumber or timbers. F.O.B. refers to the price paid for timber delivered to the mill.

MARKED TIMBER SALES - NOVEMBER 1996 - FEBRUARY 1997	
STATEWIDE STUMPAGE*	
Woods Run Upland	\$119-\$356/M bd. ft.
Woods Run Bottomland	Insufficient Data
*Prices supplied to District Foresters by seller, may include some veneer.	



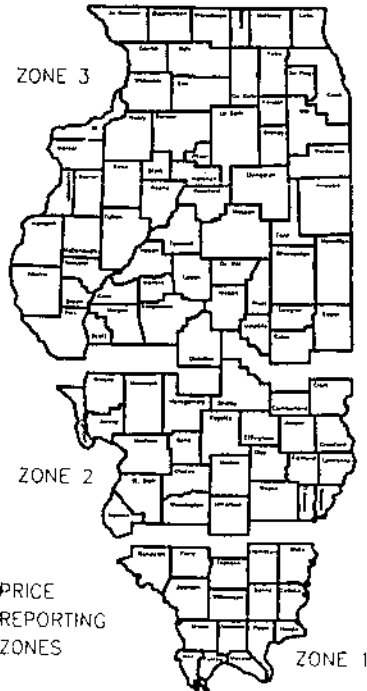
Illinois Agricultural
Statistics Service
P.O. Box 19283
Springfield, IL 62794-9283
Ph (217) 492-4295
U.S. Department of Agriculture

ILLINOIS TIMBER PRICES

DIVISION OF FOREST RESOURCES
600 North Grand Avenue West
Springfield, Illinois, 62706
Phone: (217) 782-2361



December 1, 1998



PRICES PAID ILLINOIS TIMBER PRODUCERS MAY 1998 THROUGH AUGUST 1998

Winter sawtimber prices paid to Illinois timber growers generally showed mixed trends for F.O.B. Mill and stumpage compared to both the previous winter and summer. Of the timber buyers reporting volume of their 1998 operation, 42% indicated their volume was 500 thousand board feet or more.

This report is prepared by the Illinois Agricultural Statistics Service in cooperation with the Illinois Division of Forest Resources. Unless otherwise indicated, prices shown in this report are prices reported by licensed timber buyers. The cooperation of those timber buyers who participated in the survey is greatly appreciated.

Illinois is divided into three price-reporting zones, based on timber resources, similarity, utilization standards and practices and soil types. Zone 1 is the Southern Unit; Zone 2, the Claypan Unit; and Zone 3, the Prairie Unit. Ranges of prices for each zone are shown on the back of this report.

This report can be used only as a general guide for determining market value of timber. General market and economic conditions are the major price-determining factors. Certain local considerations such as accessibility, site and terrain, distance to market, size of sale, and tree size and quality also affect the price paid. For technical, marketing or management assistance, contact your local State Forester, or the Division of Forest Resources, Illinois Department of Natural Resources, 600 North Grand Avenue, West, Springfield, Illinois 62706.

AVERAGE PRICES FOR STUMPAGE AND F.O.B. IN SELECTED PERIODS SAWTIMBER - \$ PER M BD. FT.

SPECIES	May 1997 - August 1997		November 1997 - February 1998		May 1998 - August 1998	
	Stumpage	F.O. B. Mill	Stumpage	F.O.B. Mill	Stumpage	F.O.B. Mill
Ash	150	320	150	330	160	310
Basswood	100	220	100	230	90	210
Beech	75	180	75	180	70	160
Cottonwood	60	150	55	160	60	160
Sweet Gum	75	180	60	170	80	180
Elm & Hackberry	75	170	70	170	70	180
Hickory	85	190	80	200	80	220
Soft Maple	95	220	100	240	120	240
Sugar Maple	140	300	150	320	190	300
Black Oak	160	300	160	320	170	310
Pin Oak	80	180	90	180	85	180
Red Oak	240	410	240	420	260	410
White Oak	220	380	230	400	250	390
Yellow Poplar	120	290	140	270	130	230
Sycamore	65	170	70	170	70	180
Black Walnut	340	510	310	490	350	480
Woods Run Bottomland	90	200	110	210	100	210
Woods Run Upland	130	270	180	330	180	270
FACE VENEER - \$ PER M BD. FT.						
Red Oak	620	990	600	1,220	530	890
White Oak	1,000	1,800	1,120	1,840	820	1,530
Walnut	1,500	2,300	1,470	2,330	1,550	2,780
COOPERAGE - \$ PER M BD. FT.						
White Oak	250	420	300	550	300	580
UNPEELED PULPWOOD - \$ PER TON						
Ton	2.00	17.00	2.70	19.00	3.20	19.70

Timber Prices
May 1998 - August 1998
December 1, 1998

MOST COMMONLY REPORTED PRICES PAID ILLINOIS TIMBER PRODUCERS							
May 1998 - December 1998							
PRODUCT	UNIT	Zone 1		Zone 2		Zone 3	
		Stumpage	F.O.B. Mill	Stumpage	F.O.B. Mill	Stumpage	F.O.B. Mill
1. <u>Sawtimber</u>							
Ash	M bd. ft.	100-200	250-350	80-250	250-400	80-250	250-300
Basswood	M bd. ft.	100	200	50-150	150	50-150	140-325
Beech	M bd. ft.	50-100	225	NA	100	50-70	140-150
Cottonwood	M bd. ft.	40-100	120-170	50-100	140-200	30-60	120-200
Sweet Gum	M bd. ft.	50-110	200	70-100	180-200	60	140-150
Elm & Hackberry	M bd. ft.	50-110	200-225	50-100	180-200	30-75	140-200
Hickory	M bd. ft.	50-125	200-250	50-100	180-300	50-75	150-320
Soft Maple	M bd. ft.	75-125	200-225	70-200	180-360	70-200	160-370
Sugar Maple	M bd. ft.	150-250	250-400	120-250	180-450	150-250	200-400
Black Oak	M bd. ft.	150-250	270-500	100-300	180-450	80-200	200-375
Pin Oak	M bd. ft.	50-110	200-225	50-165	150-200	30-100	150-160
Red Oak	M bd. ft.	180-300	350-450	150-400	200-750	150-400	200-600
White Oak	M bd. ft.	160-300	300-750	150-500	200-750	150-500	200-500
Yellow Poplar	M bd. ft.	100-200	250-280	NA	200	80	160-240
Sycamore	M bd. ft.	50-110	200-225	50-100	150-200	30-60	150
Black Walnut	M bd. ft.	250-450	250-500	200-500	500	100-500	400-600
Woods Run Bottomland	M bd. ft.	60-150	180-250	65-160	150-180	50-200	150-320
Woods Run Upland	M bd. ft.	100-250	180-400	70-250	180-400	100-300	200-400
STATEWIDE							
		Stumpage			F.O.B. Mill		
2. <u>Face Veneer</u>							
Red Oak	M bd. ft.	350-800			600-1,500		
White Oak	M bd. ft.	500-1,200			850-2,330		
Walnut	M bd. ft.	450-3,000			1,200-4,000		
3. <u>Cooperage</u>							
White Oak	M bd. ft.	220-400			550-600		
4. <u>Pulpwood</u>							
Unpeeled	M bd. ft.	3.00-3.50			18.00-21.00		

LOG SCALES USED BY REPORTING BUYERS		
Scale	Percent Using	
Doyle	97	
Scribner	3	
International	-	
CUSTOM SAWING BY THOSE REPORTING		
Region	Percent Reporting	Rated Reported \$/M bd. ft.
Zone 1	18	100-180
Zone 2	18	150-250
Zone 3	14	150-300
Illinois	17	100-300

VOLUME OF 1997 OPERATIONS					
Size in (000) bd. ft.	Zone 1	Zone 2	Zone 3	All	
	%	%	%	%	
1 - 100	6	27	46	28	
100 - 500	29	33	25	30	
500 - 1,000	12	7	8	8	
1,000 - 3,000	24	23	4	17	
3,000 +	29	10	17	17	

Cooperage is the manufacture of barrels. Face veneer is logs cut into thin sheets or "veneer" used mostly by furniture builders. Pulpwood is used in making paper, fiberboard, and similar products. M bd. ft. means thousand board feet. Sawtimber refers to logs that are cut into lumber or timbers. F.O.B. refers to the price paid for timber delivered to the mill.

MARKED TIMBER SALES - MAY 1998 - AUGUST 1998
STATEWIDE STUMPAGE
Woods Run Upland \$152-\$427/M bd. ft.
Woods Run Bottomland \$181-\$320/M bd. ft.
*Prices supplied to District Foresters by seller, may include some veneer.




U.S. DEPARTMENT OF AGRICULTURE
ILLINOIS DEPARTMENT OF AGRICULTURE
P.O. Box 19283, Springfield, IL 62794-9283
Phone: (217) 492-4295

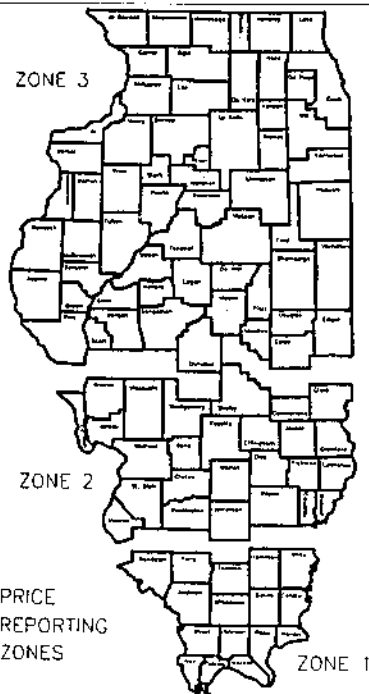
AGRICULTURAL
STATISTICS
SERVICE

ILLINOIS TIMBER PRICES

DIVISION OF FOREST RESOURCES
600 North Grand Avenue West
Springfield, Illinois 62706
Phone: (217) 782-2361



June 2, 1998



PRICES PAID ILLINOIS TIMBER PRODUCERS NOVEMBER 1997 THROUGH FEBRUARY 1998

Winter sawtimber prices paid to Illinois timber growers generally showed slight upward trends for F.O.B. Mill and stumpage compared to both the previous summer and winter. Of the timber buyers reporting volume of their 1997 operations, 35% indicated their volume was 500 thousand board feet or more.

This report is prepared by the Illinois Agricultural Statistics Service in cooperation with the Illinois Division of Forest Resources. Unless otherwise indicated, prices shown in this report are prices reported by licensed timber buyers. The cooperation of those timber buyers who participated in the survey is greatly appreciated.

Illinois is divided into three price-reporting zones, based on timber resources, similarity, utilization standards and practices and soil types. Zone 1 is the Southern Unit; Zone 2, the Claypan Unit; and Zone 3, the Prairie Unit. Ranges of prices for each zone are shown on the back of this report.

This report can be used only as a general guide for determining market value of timber. General market and economic conditions are the major price-determining factors. Certain local considerations such as accessibility, site and terrain, distance to market, size of sale, and tree size and quality also affect the price paid. For technical, marketing or management assistance, contact your local State Forester, or the Division of Forest Resources, Illinois Department of Natural Resources, 600 North Grand Avenue, West, Springfield, Illinois 62706.

AVERAGE PRICES FOR STUMPAGE AND F.O.B. IN SELECTED PERIODS

SAWTIMBER - \$ PER M BD. FT.

SPECIES	November 1996 - February 1997		May 1997 - August 1997		November 1997 - February 1998	
	Stumpage	F.O.B. Mill	Stumpage	F.O.B. Mill	Stumpage	F.O.B. Mill
Ash	170	300	150	320	150	330
Basswood	95	190	100	220	100	230
Beech	70	180	75	180	75	180
Cottonwood	40	140	60	150	55	160
Sweet Gum	85	170	75	180	60	170
Elm & Hackberry	60	140	75	170	70	170
Hickory	65	170	85	190	80	200
Soft Maple	95	170	95	220	100	240
Sugar Maple	140	300	140	300	150	320
Black Oak	150	250	160	300	160	320
Pin Oak	60	160	80	180	90	180
Red Oak	220	385	240	410	240	420
White Oak	200	340	220	380	230	400
Yellow Poplar	120	280	120	290	140	270
Sycamore	60	160	65	170	70	170
Black Walnut	330	510	340	510	310	490
Woods Run Bottomland	80	180	90	200	110	210
Woods Run Upland	140	270	130	270	180	330

FACE VENEER - \$ PER M BD. FT.

Red Oak	510	730	620	990	600	1,220
White Oak	1,100	1,900	1,000	1,800	1,120	1,840
Walnut	1,490	2,100	1,500	2,300	1,470	2,330

COOPERAGE - \$ PER M BD. FT.

White Oak	250	430	250	420	300	550
-----------	-----	-----	-----	-----	-----	-----

UNPEELED PULPWOOD - \$ PER TON

Ton	2.10	17.25	2.00	17.00	2.70	19.00
-----	------	-------	------	-------	------	-------

Timber Prices
November 1997 - February 1998
June 2, 1998

MOST COMMONLY REPORTED PRICES PAID ILLINOIS TIMBER PRODUCERS							
November 1997 - February 1998							
PRODUCT	UNIT	Zone 1		Zone 2		Zone 3	
		Stumpage	F.O.B. Mill	Stumpage	F.O.B. Mill	Stumpage	F.O.B. Mill
1. Sawtimber							
Dollars							
Ash	M bd. ft.	70 - 250	250 - 400	70 - 250	300 - 450	100 - 200	NA
Basswood	M bd. ft.	50 - 130	NA	40 - 150	160 - 300	80 - 150	200 - 350
Beech	M bd. ft.	50 - 100	150 - 200	40 - 100	190	65	180
Cottonwood	M bd. ft.	30 - 90	100 - 180	20 - 100	120 - 180	40 - 50	120 - 200
Sweet Gum	M bd. ft.	50 - 80	150 - 200	40 - 75	175	50	NA
Elm & Hackberry	M bd. ft.	30 - 80	100 - 200	40 - 120	150 - 200	50 - 100	100 - 200
Hickory	M bd. ft.	40 - 100	150 - 230	50 - 120	150 - 330	50 - 100	100 - 250
Soft Maple	M bd. ft.	70 - 150	160 - 250	60 - 180	150 - 360	100 - 150	200 - 430
Sugar Maple	M bd. ft.	80 - 250	160 - 580	100 - 250	250 - 500	100 - 250	200 - 400
Black Oak	M bd. ft.	70 - 300	250 - 500	75 - 260	190 - 500	80 - 300	100 - 300
Pin Oak	M bd. ft.	30 - 100	150 - 200	60 - 200	160 - 250	50 - 100	150 - 200
Red Oak	M bd. ft.	100 - 350	310 - 550	70 - 350	190 - 600	80 - 400	200 - 500
White Oak	M bd. ft.	100 - 500	300 - 650	70 - 400	190 - 600	80 - 400	200 - 550
Yellow Poplar	M bd. ft.	80 - 250	150 - 350	40 - 210	160 - 300	150	400
Sycamore	M bd. ft.	30 - 80	100 - 200	40 - 120	130 - 220	50 - 100	150 - 200
Black Walnut	M bd. ft.	50 - 500	200 - 650	70 - 400	300 - 500	200 - 600	450 - 700
Woods Run Bottomland	M bd. ft.	70 - 200	160 - 300	50 - 200	140 - 400	50 - 200	230
Woods Run Upland	M bd. ft.	100 - 300	250 - 450	80 - 270	140 - 500	140 - 300	330 - 350
STATEWIDE							
		Stumpage			F.O.B. Mill		
2. Face Veneer							
Red Oak	M bd. ft.	120 - 2,000			750 - 2,500		
White Oak	M bd. ft.	500 - 2,000			650 - 3,000		
Walnut	M bd. ft.	250 - 3,500			600 - 3,500		
3. Cooperage							
White Oak	M bd. ft.	200 - 450			450 - 630		
4. Pulpwood							
Unpeeled	Ton	2.00 - 3.00			18.00 - 20.00		

LOG SCALES USED BY REPORTING BUYERS		
Scale	Percent Using	
Doyle	96	
Scribner	2	
International	2	
CUSTOM SAWING BY THOSE REPORTING		
Region	Percent Reporting	Rates Reported \$/M bd. ft.
Zone 1	18	110
Zone 2	20	100 - 200
Zone 3	28	100 - 300
ILLINOIS	23	70 - 300

VOLUME OF 1997 OPERATIONS					
Size in (000) bd. ft.	Zone 1 %	Zone 2 %	Zone 3 %	All %	
1 - 100	22	28	56	38	
100 - 500	34	22	28	27	
500 - 1,000	22	11	-	9	
1,000 - 3,000	22	22	5	15	
3,000 +	-	17	11	11	

Cooperage is the manufacture of barrels. Face veneer is logs cut into thin sheets or "veneer" used mostly by furniture builders. Pulpwood is used in making paper, fiberboard, and similar products. M bd. ft. means thousand board feet. Sawtimber refers to logs that are cut into lumber or timbers. F.O.B. refers to the price paid for timber delivered to the mill.

MARKED TIMBER SALES - NOVEMBER 1997 - FEBRUARY 1998	
STATEWIDE STUMPAGE*	
Woods Run Upland	\$150-\$256/M bd. ft.
Woods Run Bottomland	Insufficient Data

*Prices supplied to District Foresters by seller, may include some veneer.



Illinois Agricultural
Statistics Service
P.O. Box 19283
Springfield, IL 62794-9283
Ph (217) 492-4295
U.S. Department of Agriculture

ILLINOIS TIMBER PRICES

DIVISION OF FOREST RESOURCES
600 North Grand Avenue West
Springfield, Illinois, 62706
Phone: (217) 782-2361



June 2, 1999



PRICES PAID ILLINOIS TIMBER PRODUCERS NOVEMBER 1998 THROUGH FEBRUARY 1999

Winter sawtimber prices paid to Illinois timber growers generally showed mixed trends for F.O.B. Mill and stumpage compared to both the previous winter and summer. Of the timber buyers reporting volume of their 1998-99 operations, 37% indicated their volume was 500 thousand board feet or more.

This report is prepared by the Illinois Agricultural Statistics Service in cooperation with the Illinois Division of Forest Resources. Unless otherwise indicated, prices shown in this report are prices reported by licensed timber buyers. The cooperation of those timber buyers who participated in the survey is greatly appreciated.

Illinois is divided into three price-reporting zones, based on timber resources, similarity, utilization standards and practices and soil types. Zone 1 is the Southern Unit; Zone 2, the Claypan Unit; and Zone 3, the Prairie Unit. Ranges of prices for each zone are shown on the back of this report.

This report can be used only as a general guide for determining market value of timber. General market and economic conditions are the major price-determining factors. Certain local considerations such as accessibility, site and terrain, distance to market, size of sale, and tree size and quality also affect the price paid. For technical, marketing or management assistance, contact your local State Forester, or the Division of Forest Resources, Illinois Department of Natural Resources, 600 North Grand Avenue, West, Springfield, Illinois 62706.

AVERAGE PRICES FOR STUMPAGE AND F.O.B. IN SELECTED PERIODS SAWTIMBER - \$ PER M BD. FT.

SPECIES	November 1997 - February 1998		May 1998 - August 1998		November 1998 - February 1999	
	Stumpage	F.O. B. Mill	Stumpage	F.O.B. Mill	Stumpage	F.O.B. Mill
Ash	150	330	160	310	160	300
Basswood	100	230	90	210	100	250
Beech	75	180	70	160	80	200
Cottonwood	55	160	60	160	55	160
Sweet Gum	60	170	80	180	80	180
Elm & Hackberry	70	170	70	180	75	180
Hickory	80	200	80	220	100	240
Soft Maple	100	240	120	240	100	240
Sugar Maple	150	320	190	300	160	320
Black Oak	160	320	170	310	170	300
Pin Oak	90	180	85	180	85	200
Red Oak	240	420	260	410	220	360
White Oak	230	400	250	390	220	360
Yellow Poplar	140	270	130	230	140	280
Sycamore	70	170	70	180	70	170
Black Walnut	310	490	350	480	350	510
Woods Run Bottomland	110	210	100	210	100	210
Woods Run Upland	180	330	180	270	150	250
FACE VENEER - \$ PER M BD. FT.						
Red Oak	600	1,220	530	890	480	920
White Oak	1,120	1,840	820	1,530	970	1,660
Walnut	1,470	2,330	1,550	2,780	1,390	1,940
COOPERAGE - \$ PER M BD. FT.						
White Oak	300	550	300	580	280	450
UNPEELED PULPWOOD - \$ PER TON						
Ton	2.70	19.00	3.20	19.70	3.00	19.50

Bulk Rate
 U.S. Postage
 PAID
 Springfield, IL
 PERMIT NO.
 906

Timber Prices
 November 1998-February 1999
 June 2, 1999

MOST COMMONLY REPORTED PRICES PAID ILLINOIS TIMBER PRODUCERS							
November 1998-February 1999							
PRODUCT	UNIT	Zone 1		Zone 2		Zone 3	
		Stumpage	F.O.B. Mill	Stumpage	F.O.B. Mill	Stumpage	F.O.B. Mill
1. <u>Sawtimber</u>							
Ash	M bd. ft.	100-250	200-300	80-300	300-400	60-250	180-370
Basswood	M bd. ft.	NA	150-350	40-155	150-400	60-225	160-350
Beech	M bd. ft.	50-100	190-200	80-100	200	NA	NA
Cottonwood	M bd. ft.	50-80	150-190	25-90	120-200	20-80	100-200
Sweet Gum	M bd. ft.	50-125	130-220	60-120	120-210	NA	NA
Elm & Hackberry	M bd. ft.	50-100	150-300	40-120	120-250	30-100	120-250
Hickory	M bd. ft.	75-150	150-350	40-200	125-400	50-200	150-400
Soft Maple	M bd. ft.	50-100	150-350	40-200	150-380	50-200	160-360
Sugar Maple	M bd. ft.	100-250	200-450	80-350	190-600	60-300	180-450
Black Oak	M bd. ft.	100-300	220-400	75-400	150-500	50-200	150-350
Pin Oak	M bd. ft.	50-125	150-220	40-120	120-250	50-150	150-300
Red Oak	M bd. ft.	200-370	220-500	80-400	240-500	100-350	200-500
White Oak	M bd. ft.	180-400	350-550	80-400	220-500	80-350	200-490
Yellow Poplar	M bd. ft.	100-200	200-400	60-250	200-400	NA	NA
Sycamore	M bd. ft.	50-100	130-220	30-100	100-250	30-100	120-200
Black Walnut	M bd. ft.	150-800	250-650	60-700	250-700	120-550	200-850
Woods Run Bottomland	M bd. ft.	80-150	180-300	50-200	120-250	20-150	200-300
Woods Run Upland	M bd. ft.	80-250	190-400	60-300	160-325	50-300	250-300
STATEWIDE							
						Stumpage	F.O.B. Mill
2. <u>Face Veneer</u>							
Red Oak	M bd. ft.	200-1,000				800-1,000	
White Oak	M bd. ft.	200-1,800				950-2,500	
Walnut	M bd. ft.	600-2,000				1,500-2,500	
3. <u>Cooperage</u>							
White Oak	M bd. ft.	150-400				300-550	
4. <u>Pulpwood</u>							
Unpeeled	M bd. ft.	2.00-4.00				17.25-22.00	

LOG SCALES USED BY REPORTING BUYERS		
Scale	Percent Using	
Doyle	96	
Scribner	4	
International	-	

CUSTOM SAWING BY THOSE REPORTING		
Region	Percent Reporting	Rated Reported \$/M bd. ft.
Zone 1	18	100-200
Zone 2	14	140-300
Zone 3	16	110-250
Illinois	15	100-300

VOLUME OF 1997 OPERATIONS				
Size in (000) bd. ft.	Zone 1	Zone 2	Zone 3	All
	%	%	%	%
1 - 100	19	32	42	32
100 - 500	25	25	42	31
500 - 1,000	25	4	4	9
1,000 - 3,000	31	25	4	19
3,000 +	-	14	8	9

Cooperage is the manufacture of barrels. Face veneer is logs cut into thin sheets or "veneer" used mostly by furniture builders. Pulpwood is used in making paper, fiberboard, and similar products. M bd. ft. means thousand board feet. Sawtimber refers to logs that are cut into lumber or timbers. F.O.B. refers to the price paid for timber delivered to the mill.

MARKED TIMBER SALES - NOVEMBER 1998 - FEBRUARY 1999
STATEWIDE STUMPAGE
 Woods Run Upland \$137-\$401/M bd. ft.
 Woods Run Bottomland Insufficient Reports
 *Prices supplied to District Foresters by seller, may include some veneer.



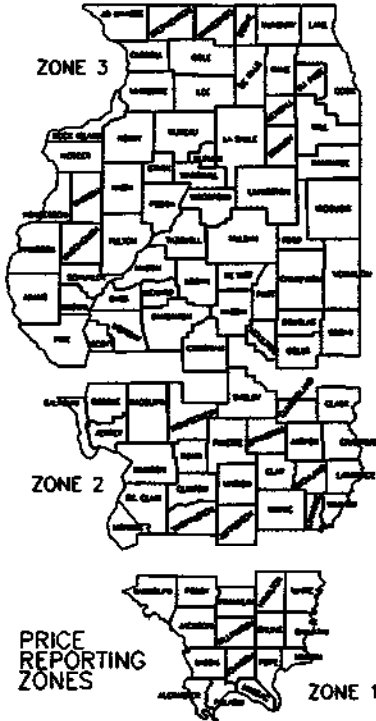
Illinois Agricultural
Statistics Service
P.O. Box 19283
Springfield, IL 62794-9283
Ph (217) 492-4295
U.S. Department of Agriculture

ILLINOIS TIMBER PRICES

DIVISION OF FOREST RESOURCES
600 North Grand Avenue West
Springfield, Illinois, 62706
Phone: (217) 782-2361



November 23, 1999



PRICES PAID ILLINOIS TIMBER PRODUCERS MAY 1999 THROUGH AUGUST 1999

Summer sawtimber prices paid to Illinois timber growers generally showed mixed trends for F.O.B. Mill and stumpage compared to both the previous winter and summer. Of the timber buyers reporting volume of their 1999 operations, 48% indicated their volume was 500 thousand board feet or more.

This report is prepared by the Illinois Agricultural Statistics Service in cooperation with the Illinois Division of Forest Resources. Unless otherwise indicated, prices shown in this report are prices reported by licensed timber buyers. The cooperation of those timber buyers who participated in the survey is greatly appreciated.

Illinois is divided into three price-reporting zones, based on timber resources, similarity, utilization standards and practices and soil types. Zone 1 is the Southern Unit; Zone 2, the Claypan Unit; and Zone 3, the Prairie Unit. Ranges of prices for each zone are shown on the back of this report.

This report can be used only as a general guide for determining market value of timber. General market and economic conditions are the major price-determining factors. Certain local considerations such as accessibility, site and terrain, distance to market, size of sale, and tree size and quality also affect the price paid. For technical, marketing or management assistance, contact your local State Forester, or the Division of Forest Resources, Illinois Department of Natural Resources, 600 North Grand Avenue, West, Springfield, Illinois 62706.

AVERAGE PRICES FOR STUMPAGE AND F.O.B. IN SELECTED PERIODS SAWTIMBER - \$ PER M BD. FT.

SPECIES	May 1998 - August 1998		November 1998 - February 1999		May 1999 - August 1999	
	Stumpage	F.O.B. Mill	Stumpage	F.O.B. Mill	Stumpage	F.O.B. Mill
Ash	160	310	160	300	160	270
Basswood	90	210	100	250	110	200
Beech	70	160	80	200	75	170
Cottonwood	60	160	55	160	65	150
Sweet Gum	80	180	80	180	75	180
Elm & Hackberry	70	180	75	180	75	180
Hickory	80	220	100	240	110	200
Soft Maple	120	240	100	240	110	200
Sugar Maple	190	300	160	320	170	280
Black Oak	170	310	170	300	160	260
Pin Oak	85	180	85	200	95	180
Red Oak	260	410	220	360	230	360
White Oak	250	390	220	360	230	350
Yellow Poplar	130	230	140	280	120	290
Sycamore	70	180	70	170	80	180
Black Walnut	350	480	350	510	330	500
Woods Run Bottomland	100	210	100	210	90	190
Woods Run Upland	180	270	150	250	150	260

FACE VENEER - \$ PER M BD. FT.

Red Oak	530	890	480	920	610	910
White Oak	820	1,530	970	1,660	1,010	1,670
Walnut	1,550	2,780	1,390	1,940	1,720	3,120

COOPERAGE - \$ PER M BD. FT.

White Oak	300	580	280	450	290	550
-----------	-----	-----	-----	-----	-----	-----

UNPEELED PULPWOOD - \$ PER TON

Ton	3.20	19.70	3.00	19.50	3.00	21.00
-----	------	-------	------	-------	------	-------

Bulk Rate
U.S. Postage
PAID
Springfield, IL
PERMIT NO.
906

Timber Prices
May 1999 - August 1999
November 23, 1999

MOST COMMONLY REPORTED PRICES PAID ILLINOIS TIMBER PRODUCERS May 1999 - August 1999							
PRODUCT	UNIT	Zone 1		Zone 2		Zone 3	
		Stumpage	F.O.B. Mill	Stumpage	F.O.B. Mill	Stumpage	F.O.B. Mill
1. <u>Sawtimber</u>							
Ash	M bd. ft.	100-200	190-400	70-300	180-400	50-300	150-350
Basswood	M bd. ft.	75-100	150-190	70-90	150-200	50-200	150-500
Beech	M bd. ft.	50-100	170-200	N/A	140-160	50	120-160
Cottonwood	M bd. ft.	50-80	130-200	50-100	140-200	50	100-160
Sweet Gum	M bd. ft.	50-100	170-230	60-80	140-180	50	120-160
Elm & Hackberry	M bd. ft.	50-100	140-230	60-100	140-200	50-70	120-250
Hickory	M bd. ft.	70-150	190-250	50-220	150-300	50-100	120-170
Soft Maple	M bd. ft.	50-100	150-300	50-150	160-280	70-200	150-250
Sugar Maple	M bd. ft.	100-200	190-450	60-300	180-400	150-300	160-325
Black Oak	M bd. ft.	100-200	190-400	60-300	180-450	50-250	160-250
Pin Oak	M bd. ft.	50-100	170-230	60-200	140-200	50-150	120-200
Red Oak	M bd. ft.	100-300	190-550	85-350	180-500	40-350	160-500
White Oak	M bd. ft.	100-250	190-500	80-500	180-500	150-400	160-550
Yellow Poplar	M bd. ft.	100-200	200-400	130-150	250-300	50	N/A
Sycamore	M bd. ft.	50-100	150-200	50-150	160-200	50	120-250
Black Walnut	M bd. ft.	200-250	250-500	200-500	600-650	250-500	400-950
Woods Run Bottomland	M bd. ft.	60-120	160-230	50-120	190-200	25-150	120-175
Woods Run Upland	M bd. ft.	90-200	180-450	60-200	180-330	125-350	250
STATEWIDE							
				Stumpage		F.O.B. Mill	
2. <u>Face Veneer</u>							
Red Oak	M bd. ft.	400-850				600-1,400	
White Oak	M bd. ft.	500-1,750				1,200-2,265	
Walnut	M bd. ft.	1,000-3,000				2,200-4,050	
3. <u>Cooperage</u>							
White Oak	M bd. ft.	150-400				300-800	
4. <u>Pulpwood</u>							
Unpeeled	M bd. ft.	2.00-4.00				20.00-22.00	

LOG SCALES USED BY REPORTING BUYERS		
Scale	Percent Using	
Doyle	100	
Scribner	-	
International	-	
CUSTOM SAWING BY THOSE REPORTING		
Region	Percent Reporting	Rated Reported \$/M bd. ft.
Zone 1	13	150-190
Zone 2	26	120-300
Zone 3	14	200
Illinois	19	120-300

VOLUME OF 1997 OPERATIONS				
Size in (000) bd. ft.	Zone 1	Zone 2	Zone 3	All
	%	%	%	%
1 - 100	-	24	58	26
100 - 500	31	24	25	26
500 - 1,000	15	19	17	17
1,000 - 3,000	54	9	-	20
3,000 +	-	24	-	11

Cooperage is the manufacture of barrels. Face veneer is logs cut into thin sheets or "veneer" used mostly by furniture builders. Pulpwood is used in making paper, fiberboard, and similar products. M bd. ft. means thousand board feet. Sawtimber refers to logs that are cut into lumber or timbers. F.O.B. refers to the price paid for timber delivered to the mill.

MARKED TIMBER SALES - MAY 1999 - AUGUST 1999
STATEWIDE STUMPAGE
Woods Run Upland \$102-\$341/M bd. ft.
Woods Run Bottomland Insufficient Reports
*Prices supplied to District Foresters by seller, may include some veneer.