



Illinois Agricultural
Statistics Service
P.O. Box 19283
Springfield, IL 62794-9283
Ph (217) 492-4295

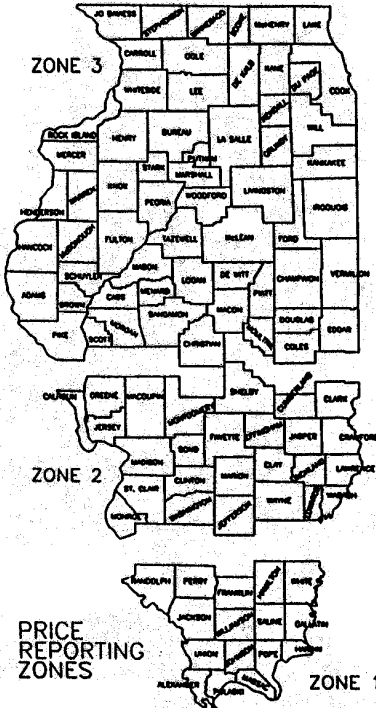
U.S. Department of Agriculture

ILLINOIS TIMBER PRICES

DIVISION OF FOREST RESOURCES
600 North Grand Avenue West
Springfield, Illinois, 62706
Phone: (217) 782-2361



December 14, 2000



PRICES PAID ILLINOIS TIMBER PRODUCERS MAY 2000 THROUGH AUGUST 2000

This report is prepared by the Illinois Agricultural Statistics Service in cooperation with the Illinois Division of Forest Resources. Unless otherwise indicated, prices shown in this report are prices reported by licensed timber buyers. The cooperation of those timber buyers who participated in the survey is greatly appreciated.

Illinois is divided into three price-reporting zones, based on timber resources, similarity, utilization standards and practices and soil types. Zone 1 is the Southern Unit; Zone 2, the Claypan Unit; and Zone 3, the Prairie Unit. Ranges of prices for each zone are shown on the back of this report. Of the timber buyers reporting volume of their 2000 operations, 44% indicated their volume was 500 thousand board feet or more.

This report can be used only as a general guide for determining market value of timber. General market and economic conditions are the major price-determining factors. Certain local considerations such as accessibility, site and terrain, distance to market, size of sale, and tree size and quality also affect the price paid. For technical, marketing or management assistance, contact your local State Forester, or the Division of Forest Resources, Illinois Department of Natural Resources, 600 North Grand Avenue, West, Springfield, Illinois 62706.

AVERAGE PRICES FOR STUMPAGE AND F.O.B. IN SELECTED PERIODS SAWTIMBER - \$ PER M BD. FT.

SPECIES	May 1999 - August 1999		November 1999 - February 2000		May 2000 - August 2000	
	Stumpage	F.O.B. Mill	Stumpage	F.O.B. Mill	Stumpage	F.O.B. Mill
Ash	160	270	150	270	160	310
Basswood	110	200	120	260	130	240
Beech	75	170	80	180	75	200
Cottonwood	65	150	70	160	60	160
Sweet Gum	75	180	80	170	75	180
Elm & Hackberry	75	180	70	180	75	190
Hickory	110	200	100	210	120	210
Soft Maple	110	200	100	210	120	240
Sugar Maple	170	280	170	350	210	350
Black Oak	160	260	150	290	170	290
Pin Oak	95	180	80	180	85	190
Red Oak	230	360	220	350	250	370
White Oak	230	350	210	350	240	400
Yellow Poplar	120	290	130	280	150	280
Sycamore	80	180	70	180	75	190
Black Walnut	330	500	300	500	390	520
Woods Run Bottomland	90	190	95	200	110	210
Woods Run Upland	150	260	170	250	180	260

FACE VENEER - \$ PER M BD. FT.

Red Oak	610	910	530	900	630	1,000
White Oak	1,010	1,670	1,050	1,630	980	1,600
Walnut	1,720	3,120	1,540	2,460	1,720	1,980

COOPERAGE - \$ PER M BD. FT.

White Oak	290	550	300	570	260	470
-----------	-----	-----	-----	-----	-----	-----

UNPEELED PULPWOOD - \$ PER TON

Ton	3.00	21.00	3.30	21.80	3.60	18.20
-----	------	-------	------	-------	------	-------

-OVER-

Bulk Rate
U.S. Postage
PAID
Springfield, IL
PERMIT NO.
906

Timber Prices
May 2000 - August 2000
December 14, 2000

MOST COMMONLY REPORTED PRICES PAID ILLINOIS TIMBER PRODUCERS May 2000 - August 2000							
PRODUCT	UNIT	Zone 1		Zone 2		Zone 3	
		Stumpage	F.O.B. Mill	Stumpage	F.O.B. Mill	Stumpage	F.O.B. Mill
Dollars							
1. <u>Sawtimber</u>							
Ash	M bd. ft.	80-200	160-470	70-300	200-400	100-200	200-400
Basswood	M bd. ft.	75-100	150-225	60-300	200-350	70-200	180-270
Beech	M bd. ft.	50-125	150-245	70-80	200	50-100	N/A
Cottonwood	M bd. ft.	40-80	100-240	35-100	150-200	40-90	100-180
Sweet Gum	M bd. ft.	50-100	100-200	60-80	170-200	50-100	N/A
Elm & Hackberry	M bd. ft.	50-125	100-240	50-100	170-200	50-100	175-200
Hickory	M bd. ft.	60-200	120-275	50-210	150-300	50-200	180-220
Soft Maple	M bd. ft.	50-200	150-375	50-200	150-350	100-200	150-300
Sugar Maple	M bd. ft.	80-250	200-500	70-400	200-600	125-400	200-700
Black Oak	M bd. ft.	100-200	200-450	70-400	100-650	55-300	70-500
Pin Oak	M bd. ft.	50-120	150-240	50-110	180-220	70-115	150-200
Red Oak	M bd. ft.	150-300	300-600	180-400	100-600	110-400	100-550
White Oak	M bd. ft.	200-350	390-625	70-400	200-600	110-350	150-450
Yellow Poplar	M bd. ft.	100-250	200-400	70-190	200-500	N/A	N/A
Sycamore	M bd. ft.	50-100	150-220	50-100	150-350	50-100	150-180
Black Walnut	M bd. ft.	100-500	200-700	200-450	400-800	225-860	110-700
Woods Run Bottomland	M bd. ft.	75-240	150-360	60-150	180-275	100-160	190-220
Woods Run Upland	M bd. ft.	80-250	160-400	70-220	180-200	170-250	250-350
STATEWIDE							
		Stumpage			F.O.B. Mill		
2. <u>Face Veneer</u>							
Red Oak	M bd. ft.	300-1,000			600-1,500		
White Oak	M bd. ft.	300-1,500			600-2,500		
Walnut	M bd. ft.	800-3,000			600-3,000		
3. <u>Cooperage</u>							
White Oak	M bd. ft.	200-345			400-500		
4. <u>Pulpwood</u>							
Unpeeled	M bd. ft.	2.00-5.00			17.00-19.00		

LOG SCALES USED BY REPORTING BUYERS		
Scale	Percent Using	
Doyle	97	
Scribner	3	
International	-	
CUSTOM SAWING BY THOSE REPORTING		
Region	Percent Reporting	Rated Reported \$/M bd. ft.
Zone 1	17	100-200
Zone 2	35	150-300
Zone 3	4	100
Illinois	19	100-300

VOLUME OF 1999-2000 OPERATIONS				
Size in (000) bd. ft.	Zone 1	Zone 2	Zone 3	All
	%	%	%	%
1 - 100	22	28	28	27
100 - 500	56	17	28	29
500 - 1,000	-	5	11	7
1,000 - 3,000	11	33	17	22
3,000 +	11	17	16	15

Cooperage is the manufacture of barrels. Face veneer is logs cut into thin sheets or "veneer" used mostly by furniture builders. Pulpwood is used in making paper, fiberboard, and similar products. M bd. ft. means thousand board feet. Sawtimber refers to logs that are cut into lumber or timbers. F.O.B. refers to the price paid for timber delivered to the mill.

MARKED TIMBER SALES - MAY 2000 - AUGUST 2000
STATEWIDE STUMPAGE
Woods Run Upland \$183-\$350/M bd. ft.
Woods Run Bottomland \$186-\$274/M bd. ft.
*Prices supplied to District Foresters by seller, may include some veneer.



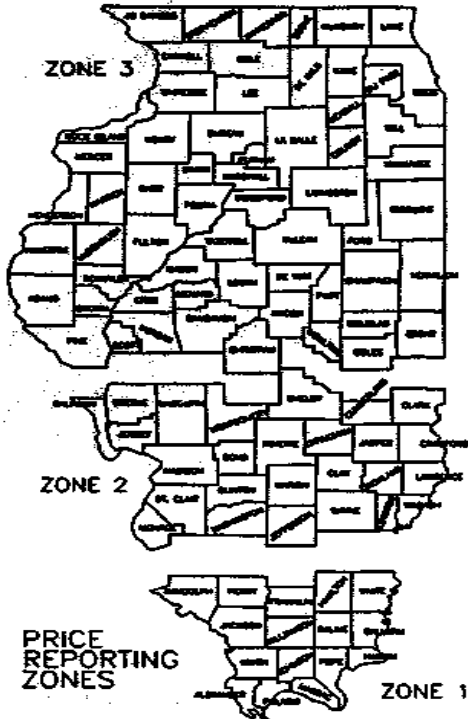
Illinois Agricultural
Statistics Service
P.O. Box 19283
Springfield, IL 62794-9283
Ph (217) 492-4295
U.S. Department of Agriculture

ILLINOIS TIMBER PRICES

DIVISION OF FOREST RESOURCES
600 North Grand Avenue West
Springfield, Illinois, 62706
Phone: (217) 782-2361



June 5, 2000



PRICES PAID ILLINOIS TIMBER PRODUCERS NOVEMBER 1999 THROUGH FEBRUARY 2000

Summer sawtimber prices paid to Illinois timber growers generally showed mixed trends for F.O.B. Mill and stumpage compared to both the previous summer and winter. Of the timber buyers reporting volume of their 1999-2000 operations, 40% indicated their volume was 500 thousand board feet or more.

This report is prepared by the Illinois Agricultural Statistics Service in cooperation with the Illinois Division of Forest Resources. Unless otherwise indicated, prices shown in this report are prices reported by licensed timber buyers. The cooperation of those timber buyers who participated in the survey is greatly appreciated.

Illinois is divided into three price-reporting zones, based on timber resources, similarity, utilization standards and practices and soil types. Zone 1 is the Southern Unit; Zone 2, the Claypan Unit; and Zone 3, the Prairie Unit. Ranges of prices for each zone are shown on the back of this report.

This report can be used only as a general guide for determining market value of timber. General market and economic conditions are the major price-determining factors. Certain local considerations such as accessibility, site and terrain, distance to market, size of sale, and tree size and quality also affect the price paid. For technical, marketing or management assistance, contact your local State Forester, or the Division of Forest Resources, Illinois Department of Natural Resources, 600 North Grand Avenue, West, Springfield, Illinois 62706.

AVERAGE PRICES FOR STUMPAGE AND F.O.B. IN SELECTED PERIODS SAWTIMBER - \$ PER M BD. FT.

SPECIES	November 1998 - February 1999		May 1999 - August 1999		November 1999 - February 2000	
	Stumpage	F.O.B. Mill	Stumpage	F.O.B. Mill	Stumpage	F.O.B. Mill
Ash	160	300	160	270	150	270
Basswood	100	250	110	200	120	260
Beech	80	200	75	170	80	180
Cottonwood	55	160	65	150	70	160
Sweet Gum	80	180	75	180	80	170
Elm & Hackberry	75	180	75	180	70	180
Hickory	100	240	110	200	100	210
Soft Maple	100	240	110	200	100	210
Sugar Maple	160	320	170	280	170	350
Black Oak	170	300	160	260	150	290
Pin Oak	85	200	95	180	80	180
Red Oak	220	360	230	360	220	350
White Oak	220	360	230	350	210	350
Yellow Poplar	140	280	120	290	130	280
Sycamore	70	170	80	180	70	180
Black Walnut	350	510	330	500	300	500
Woods Run Bottomland	100	210	90	190	95	200
Woods Run Upland	150	250	150	260	170	250
FACE VENEER - \$ PER M BD. FT.						
Red Oak	480	920	610	910	530	900
White Oak	970	1,660	1,010	1,670	1,050	1,630
Walnut	1,390	1,940	1,720	3,120	1,540	2,460
COOPERAGE - \$ PER M BD. FT.						
White Oak	280	450	290	550	300	570
UNPEELED PULPWOOD - \$ PER TON						
Ton	3.00	19.50	3.00	21.00	3.30	21.80

-OVER-

Bulk Rate
U.S. Postage
PAID
Springfield, IL
PERMIT NO.
906

Timber Prices
May 1999 - February 2000
June 5, 2000

MOST COMMONLY REPORTED PRICES PAID ILLINOIS TIMBER PRODUCERS
November 1999 - February 2000

PRODUCT	UNIT	Zone 1		Zone 2		Zone 3	
		Stumpage	F.O.B. Mill	Stumpage	F.O.B. Mill	Stumpage	F.O.B. Mill
Dollars							
1. <u>Sawtimber</u>							
Ash	M bd. ft.	70-250	150-400	85-300	170-350	70-180	180-350
Basswood	M bd. ft.	100	N/A	75-225	160-300	70-200	180-450
Beech	M bd. ft.	50-100	150-200	85-120	160-200	50	N/A
Cottonwood	M bd. ft.	50-100	100-200	40-120	120-225	40-80	100-180
Sweet Gum	M bd. ft.	50-100	100-230	50-120	130-200	N/A	N/A
Elm & Hackberry	M bd. ft.	50-100	150-230	50-120	130-200	45-80	150-200
Hickory	M bd. ft.	50-150	150-220	50-225	150-300	60-150	180-325
Soft Maple	M bd. ft.	50-120	150-210	50-180	170-300	70-175	150-300
Sugar Maple	M bd. ft.	100-250	180-350	80-300	200-600	70-300	200-650
Black Oak	M bd. ft.	80-250	180-500	65-400	160-600	50-280	160-400
Pin Oak	M bd. ft.	50-110	180-200	50-160	130-200	50-150	140-250
Red Oak	M bd. ft.	110-350	190-500	80-350	170-500	70-350	160-540
White Oak	M bd. ft.	110-400	190-600	80-450	170-600	70-350	160-500
Yellow Poplar	M bd. ft.	100-200	190-350	50-220	200-350	75-150	N/A
Sycamore	M bd. ft.	50-110	100-210	45-120	150-250	50-80	150-200
Black Walnut	M bd. ft.	200-500	250-650	100-500	250-770	140-500	250-700
Woods Run Bottomland	M bd. ft.	50-120	150-250	50-160	160-250	50-150	250
Woods Run Upland	M bd. ft.	80-300	150-400	70-320	160-380	70-300	200-450
STATEWIDE							
		Stumpage				F.O.B. Mill	
2. <u>Face Veneer</u>							
Red Oak	M bd. ft.	200-1,000				500-1,500	
White Oak	M bd. ft.	400-1,750				700-2,300	
Walnut	M bd. ft.	500-2,500				1,500-4,000	
3. <u>Cooperage</u>							
White Oak	M bd. ft.	170-400				400-800	
4. <u>Pulpwood</u>							
Unpeeled	M bd. ft.	2.50-4.00				19.00-23.00	

LOG SCALES USED BY REPORTING BUYERS		
Scale	Percent Using	
Doyle	95	
Scribner	4	
International	1	
CUSTOM SAWING BY THOSE REPORTING		
Region	Percent Reporting	Rated Reported \$/M bd. ft.
Zone 1	15	110-200
Zone 2	22	150-250
Zone 3	19	150-300
Illinois	19	110-300

VOLUME OF 1999-2000 OPERATIONS					
Size in (000) bd. ft.	Zone 1	Zone 2	Zone 3	All	
	%	%	%	%	
1 - 100	19	45	32	33	
100 - 500	19	17	43	27	
500 - 1,000	29	10	7	14	
1,000 - 3,000	28	14	7	16	
3,000 +	5	14	11	10	

Cooperage is the manufacture of barrels. Face veneer is logs cut into thin sheets or "veneer" used mostly by furniture builders. Pulpwood is used in making paper, fiberboard, and similar products. M bd. ft. means thousand board feet. Sawtimber refers to logs that are cut into lumber or timbers. F.O.B. refers to the price paid for timber delivered to the mill.


MARKED TIMBER SALES - NOVEMBER 1999 - FEBRUARY 2000
STATEWIDE STUMPAGE
Woods Run Upland \$179-\$441/M bd. ft.
Woods Run Bottomland \$147-\$230/M bd. ft.
*Prices supplied to District Foresters by seller, may include some veneer.



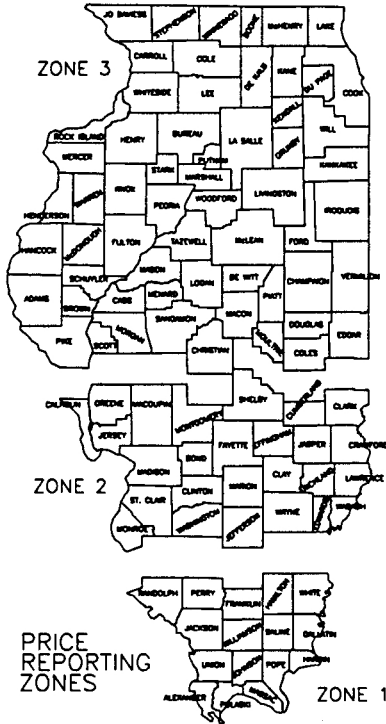
Illinois Agricultural
 Statistics Service
 P.O. Box 19283
 Springfield, IL 62794-9283
 Ph (217) 492-4295
 U.S. Department of Agriculture

ILLINOIS TIMBER PRICES

DIVISION OF FOREST RESOURCES
 524 S. 2nd St.
 Springfield, Illinois, 62701-1787
 Phone: (217) 782-2361



September 10, 2001



PRICES PAID ILLINOIS TIMBER PRODUCERS NOVEMBER 2000 THROUGH FEBRUARY 2001

This report is prepared by the Illinois Agricultural Statistics Service in cooperation with the Illinois Division of Forest Resources. Unless otherwise indicated, prices shown in this report are prices reported by licensed timber buyers. The cooperation of those timber buyers who participated in the survey is greatly appreciated.

Illinois is divided into three price-reporting zones, based on timber resources, similarity, utilization standards and practices and soil types. Zone 1 is the Southern Unit; Zone 2, the Claypan Unit; and Zone 3, the Prairie Unit. Ranges of prices for each zone are shown on the back of this report. Of the timber buyers reporting volume of their 2000 operations, 51% indicated their volume was 500 thousand board feet or more.

This report can be used only as a general guide for determining market value of timber. General market and economic conditions are the major price-determining factors. Certain local considerations such as accessibility, site and terrain, distance to market, size of sale, and tree size and quality also affect the price paid. For technical, marketing or management assistance, contact your local State Forester, or the Division of Forest Resources, Illinois Department of Natural Resources, 600 North Grand Avenue, West, Springfield, Illinois 62706.

AVERAGE PRICES FOR STUMPAGE AND F.O.B. IN SELECTED PERIODS SAWTIMBER - \$ PER M BD. FT.

SPECIES	November 1999 - February 2000		May 2000 - August 2000		November 2000- February 2001	
	Stumpage	F.O.B. Mill	Stumpage	F.O.B. Mill	Stumpage	F.O.B. Mill
Ash	150	270	160	310	150	270
Basswood	120	260	130	240	110	230
Beech	80	180	75	200	70	180
Cottonwood	70	160	60	160	60	170
Sweet Gum	80	170	75	180	70	180
Elm & Hackberry	70	180	75	190	70	180
Hickory	100	210	120	210	110	230
Soft Maple	100	210	120	240	130	240
Sugar Maple	170	350	210	350	200	400
Black Oak	150	290	170	290	150	280
Pin Oak	80	180	85	190	80	190
Red Oak	220	350	250	370	260	430
White Oak	210	350	240	400	240	400
Yellow Poplar	130	280	150	280	140	280
Sycamore	70	180	75	190	65	180
Black Walnut	300	500	390	520	370	590
Woods Run Bottomland	95	200	110	210	100	200
Woods Run Upland	170	250	180	260	180	310

FACE VENEER - \$ PER M BD. FT.

Red Oak	530	900	630	1,000	540	1,020
White Oak	1,050	1,630	980	1,600	1,020	1,410
Walnut	1,540	2,460	1,720	1,980	1,660	2,780

COOPERAGE - \$ PER M BD. FT.

White Oak	300	570	260	470	260	430
-----------	-----	-----	-----	-----	-----	-----

UNPEELED PULPWOOD - \$ PER TON

Ton	3.30	21.80	3.60	18.20	3.30	19.00
-----	------	-------	------	-------	------	-------

-OVER-

MOST COMMONLY REPORTED PRICES PAID ILLINOIS TIMBER PRODUCERS							
November 2000 - February 2001							
PRODUCT	UNIT	Zone 1		Zone 2		Zone 3	
		Stumpage	F.O.B. Mill	Stumpage	F.O.B. Mill	Stumpage	F.O.B. Mill
1. <u>Sawtimber</u>							
Ash	M bd. ft.	100-200	200-300	100-260	170-400	80-250	250-310
Basswood	M bd. ft.	N/A	N/A	60-160	190-300	50-200	200-300
Beech	M bd. ft.	50-100	150-200	40-80	180-200	20-100	150-200
Cottonwood	M bd. ft.	50-100	150-200	35-100	80-200	30-80	150-180
Sweet Gum	M bd. ft.	50-100	150-200	45-120	160-200	N/A	150-200
Elm & Hackberry	M bd. ft.	50-100	N/A	40-120	160-250	45-100	150-200
Hickory	M bd. ft.	50-200	200-350	40-220	170-300	50-200	230-250
Soft Maple	M bd. ft.	50-150	N/A	50-250	160-350	65-250	275-315
Sugar Maple	M bd. ft.	100-300	200-500	40-260	300-700	65-350	325-500
Black Oak	M bd. ft.	100-250	200-450	25-310	40-500	20-250	250-300
Pin Oak	M bd. ft.	50-100	150-200	40-130	100-250	50-150	150-275
Red Oak	M bd. ft.	150-350	300-650	85-400	160-500	125-450	350-600
White Oak	M bd. ft.	150-500	300-600	50-400	160-500	100-450	325-500
Yellow Poplar	M bd. ft.	100-250	200-300	70-200	300-400	50-250	N/A
Sycamore	M bd. ft.	50-100	125-200	35-120	150-200	20-80	150-200
Black Walnut	M bd. ft.	100-750	N/A	190-500	200-700	75-500	500-1,100
Woods Run Bottomland	M bd. ft.	70-200	150-250	60-150	160-250	80-200	N/A
Woods Run Upland	M bd. ft.	100-350	200-400	60-300	160-500	150-400	325-450
STATEWIDE							
		Stumpage			F.O.B. Mill		
2. <u>Face Veneer</u>							
Red Oak	M bd. ft.	150-1,000			300-1,570		
White Oak	M bd. ft.	500-1,500			500-2,270		
Walnut	M bd. ft.	400-2,500			600-4,680		
3. <u>Cooperage</u>							
White Oak	M bd. ft.	100-400			300-500		
4. <u>Pulpwood</u>							
Unpeeled	M bd. ft.	3.00-4.00			18.00-20.00		

LOG SCALES USED BY REPORTING BUYERS		
Scale	Percent Using	
Doyle	99	
Scribner	1	
International	-	
CUSTOM SAWING BY THOSE REPORTING		
Region	Percent Reporting	Rated Reported \$/M bd. ft.
Zone 1	36	15-200
Zone 2	23	100-300
Zone 3	8	200-250
Illinois	20	15-300

VOLUME OF 1999-2000 OPERATIONS				
Size in (000) bd. ft.	Zone 1	Zone 2	Zone 3	All
	%	%	%	%
1 - 100	39	21	23	25
100 - 500	23	17	32	24
500 - 1,000	23	21	9	17
1,000 - 3,000	15	25	14	19
3,000 +	-	16	22	15

Cooperage is the manufacture of barrels. Face veneer is logs cut into thin sheets or "veneer" used mostly by furniture builders. Pulpwood is used in making paper, fiberboard, and similar products. M bd. ft. means thousand board feet. Sawtimber refers to logs that are cut into lumber or timbers. F.O.B. refers to the price paid for timber delivered to the mill.

Brad Schwab, State Statistician

Jerry Burney, Rick Kestle, Agricultural Statisticians


"Printed by authority of the State of Illinois, "9/11/01, 1,700, 3405



Illinois Agricultural
Statistics Service
P.O. Box 19283
Springfield, IL 62794-9283
Ph (217) 492-4295
U.S. Department of Agriculture

ILLINOIS TIMBER PRICES

DIVISION OF FOREST RESOURCES
524 S. 2nd St.
Springfield, Illinois, 62701-1787
Phone: (217) 782-2361



January 9, 2002



PRICES PAID ILLINOIS TIMBER PRODUCERS MAY 2001 THROUGH AUGUST 2001

This report is prepared by the Illinois Agricultural Statistics Service in cooperation with the Illinois Division of Forest Resources. Unless otherwise indicated, prices shown in this report are prices reported by licensed timber buyers. The cooperation of those timber buyers who participated in the survey is greatly appreciated.

Illinois is divided into three price-reporting zones, based on timber resources, similarity, utilization standards and practices and soil types. Zone 1 is the Southern Unit; Zone 2, the Claypan Unit; and Zone 3, the Prairie Unit. Ranges of prices for each zone are shown on the back of this report. Of the timber buyers reporting volume of their 2000 operations, 46% indicated their volume was 500 thousand board feet or more.

This report can be used only as a general guide for determining market value of timber. General market and economic conditions are the major price-determining factors. Certain local considerations such as accessibility, site and terrain, distance to market, size of sale, and tree size and quality also affect the price paid. For technical, marketing or management assistance, contact your local State Forester, or the Division of Forest Resources, Illinois Department of Natural Resources, 600 North Grand Avenue, West, Springfield, Illinois 62706.

AVERAGE PRICES FOR STUMPAGE AND F.O.B. IN SELECTED PERIODS SAWTIMBER - \$ PER M BD. FT.

SPECIES	May 2000 - August 2000		November 2000- February 2001		May 2001 - August 2001	
	Stumpage	F.O.B. Mill	Stumpage	F.O.B. Mill	Stumpage	F.O.B. Mill
Ash	160	310	150	270	140	290
Basswood	130	240	110	230	90	220
Beech	75	200	70	180	60	180
Cottonwood	60	160	60	170	60	160
Sweet Gum	75	180	70	180	65	190
Elm & Hackberry	75	190	70	180	60	180
Hickory	120	210	110	230	90	240
Soft Maple	120	240	130	240	110	250
Sugar Maple	210	350	200	400	180	410
Black Oak	170	290	150	280	160	310
Pin Oak	85	190	80	190	80	190
Red Oak	250	370	260	430	240	430
White Oak	240	400	240	400	240	400
Yellow Poplar	150	280	140	280	120	240
Sycamore	75	190	65	180	70	180
Black Walnut	390	520	370	590	380	670
Woods Run Bottomland	110	210	100	200	100	210
Woods Run Upland	180	260	180	310	180	310
FACE VENEER - \$ PER M BD. FT.						
Red Oak	630	1,000	540	1,020	460	890
White Oak	980	1,600	1,020	1,410	910	1,670
Walnut	1,720	1,980	1,660	2,780	1,580	2,620
COOPERAGE - \$ PER M BD. FT.						
White Oak	260	470	260	430	250	480
UNPEELED PULPWOOD - \$ PER TON						
Ton	3.60	18.20	3.30	19.00	4.00	20.00

-OVER-

Pre-sorted
Standard
U.S. Postage
PAID
Springfield, IL
PERMIT NO.
906

MOST COMMONLY REPORTED PRICES PAID ILLINOIS TIMBER PRODUCERS							
May 2001 - August 2001							
PRODUCT	UNIT	Zone 1		Zone 2		Zone 3	
		Stumpage	F.O.B. Mill	Stumpage	F.O.B. Mill	Stumpage	F.O.B. Mill
1. Sawtimber							
Ash	M bd. ft.	70-200	200-400	75-300	200-400	20-250	90-500
Basswood	M bd. ft.	40-75	150-180	60-120	150-300	20-200	100-450
Beech	M bd. ft.	50-75	150-180	20-80	150-200	50-100	180-200
Cottonwood	M bd. ft.	40-90	100-200	20-100	90-200	20-80	90-200
Sweet Gum	M bd. ft.	50-85	150-210	20-120	150-250	40-50	160-180
Elm & Hackberry	M bd. ft.	50-85	150-210	20-120	150-200	20-100	90-300
Hickory	M bd. ft.	25-125	180-250	50-180	170-400	20-200	90-450
Soft Maple	M bd. ft.	50-100	150-300	70-160	200-300	30-250	140-400
Sugar Maple	M bd. ft.	100-300	200-500	30-300	220-600	95-350	325-600
Black Oak	M bd. ft.	100-300	200-450	80-310	180-600	30-300	150-500
Pin Oak	M bd. ft.	40-100	150-200	20-120	150-250	30-140	150-250
Red Oak	M bd. ft.	150-350	200-550	60-400	180-800	35-450	260-800
White Oak	M bd. ft.	190-300	200-600	80-450	180-650	80-400	180-600
Yellow Poplar	M bd. ft.	100-150	200-300	70-250	200-350	40-150	160-250
Sycamore	M bd. ft.	40-90	100-200	20-120	150-200	50-80	100-200
Black Walnut	M bd. ft.	100-700	200-900	165-500	520-800	70-900	300-1,000
Woods Run Bottomland	M bd. ft.	75-200	150-250	60-180	170-250	20-150	150-300
Woods Run Upland	M bd. ft.	85-340	190-375	65-300	190-450	40-350	150-500
STATEWIDE							
		Stumpage				F.O.B. Mill	
2. Face Veneer							
Red Oak	M bd. ft.	100-800				200-1,400	
White Oak	M bd. ft.	150-2,000				400-2,500	
Walnut	M bd. ft.	400-3,500				900-4,600	
3. Cooperage							
White Oak	M bd. ft.	100-400				350-600	
4. Pulpwood							
Unpeeled	M bd. ft.	3.00-5.00				18.00-24.00	

LOG SCALES USED BY REPORTING BUYERS		
Scale	Percent Using	
Doyle	98	
Scribner	2	
International	-	
CUSTOM SAWING BY THOSE REPORTING		
Region	Percent Reporting	Rated Reported \$/M bd. ft.
Zone 1	19	120-350
Zone 2	19	140-400
Zone 3	17	100-300
Illinois	19	100-400

VOLUME OF 1999-2000 OPERATIONS				
Size in (000) bd. ft.	Zone 1	Zone 2	Zone 3	All
	%	%	%	%
1 - 100	15	10	29	19
100 - 500	54	45	14	35
500 - 1,000	8	20	19	17
1,000 - 3,000	23	10	14	14
3,000 +	-	15	24	15

Cooperage is the manufacture of barrels. Face veneer is logs cut into thin sheets or "veneer" used mostly by furniture builders. Pulpwood is used in making paper, fiberboard, and similar products. M bd. ft. means thousand board feet. Sawtimber refers to logs that are cut into lumber or timbers. F.O.B. refers to the price paid for timber delivered to the mill.

MOST COMMONLY REPORTED PRICES PAID ILLINOIS TIMBER PRODUCERS							
November 2001 - February 2002							
PRODUCT	UNIT	Zone 1		Zone 2		Zone 3	
		Stumpage	F.O.B. Mill	Stumpage	F.O.B. Mill	Stumpage	F.O.B. Mill
1. <u>Sawtimber</u>							
Ash	M bd. ft.	75-180	230-400	80-200	200-400	75-200	200-375
Basswood	M bd. ft.	70-90	NA	60-120	150-200	50-150	160-300
Beech	M bd. ft.	50-70	180-210	NA	140-190	NA	150-160
Cottonwood	M bd. ft.	30-100	170-210	50-100	140-200	40-80	120-200
Sweet Gum	M bd. ft.	50-70	165-210	NA	140-200	NA	NA
Elm & Hackberry	M bd. ft.	30-90	150-210	50-90	140-200	40-80	150-200
Hickory	M bd. ft.	70-95	200-250	60-100	170-300	80-120	160-300
Soft Maple	M bd. ft.	70-140	150-320	90-175	180-400	100-165	200-400
Sugar Maple	M bd. ft.	100-300	200-550	100-300	250-550	100-300	250-600
Black Oak	M bd. ft.	100-200	300-500	100-300	190-450	100-300	250-500
Pin Oak	M bd. ft.	30-130	150-210	50-120	140-200	40-100	150-160
Red Oak	M bd. ft.	180-380	430-580	150-370	250-580	150-350	250-600
White Oak	M bd. ft.	100-300	400-450	100-350	250-500	150-300	250-500
Yellow Poplar	M bd. ft.	75-150	250-350	80-150	200-300	NA	NA
Sycamore	M bd. ft.	50-70	175-210	50-60	150-200	40-80	140-200
Black Walnut	M bd. ft.	250-550	385-800	200-600	400-900	225-600	350-900
Woods Run Bottomland	M bd. ft.	30-150	150-210	50-120	170-225	50-140	NA
Woods Run Upland	M bd. ft.	80-200	180-520	90-300	180-600	100-260	250-500
STATEWIDE							
		Stumpage			F.O.B. Mill		
2. <u>Face Veneer</u>							
Red Oak	M bd. ft.	450-850			1,000-1,600		
White Oak	M bd. ft.	500-1,200			950-2,400		
Walnut	M bd. ft.	500-2,600			2,000-4,000		
3. <u>Cooperage</u>							
White Oak	M bd. ft.	140-300			300-550		
4. <u>Pulpwood</u>							
Unpeeled	M bd. ft.	3.00-3.50			20.00-23.00		

LOG SCALES USED BY REPORTING BUYERS		
Scale	Percent Using	
Doyle	100	
Scribner	-	
International	-	
CUSTOM SAWING BY THOSE REPORTING		
Region	Percent Reporting	Rated Reported \$/M bd. ft.
Zone 1	13	200-200
Zone 2	26	150-250
Zone 3	32	250-300
Illinois	25	150-300

VOLUME OF 2000-2001 OPERATIONS				
Size in (000) bd. ft.	Zone 1	Zone 2	Zone 3	All
	%	%	%	%
1 - 100	10	11	50	29
100 - 500	40	24	18	25
500 - 1,000	40	24	9	20
1,000 - 3,000	10	24	14	16
3,000 +	-	17	9	10

Cooperage is the manufacture of barrels. Face veneer is logs cut into thin sheets or "veneer" used mostly by furniture builders. Pulpwood is used in making paper, fiberboard, and similar products. M bd. ft. means thousand board feet. Sawtimber refers to logs that are cut into lumber or timbers. F.O.B. refers to the price paid for timber delivered to the mill.

Brad Schwab, State Statistician

Jerry Burney, Rick Kestle, Agricultural Statisticians



Illinois Agricultural
Statistics Service
P.O. Box 19283
Springfield, IL 62794-9283
Ph (217) 492-4295

U.S. Department of Agriculture

ILLINOIS TIMBER PRICES

RESOURCES PROTECTION & STEWARDSHIP
No. 1 Natural Resources Way
Springfield, Illinois, 62702
Phone: (217) 785-8774



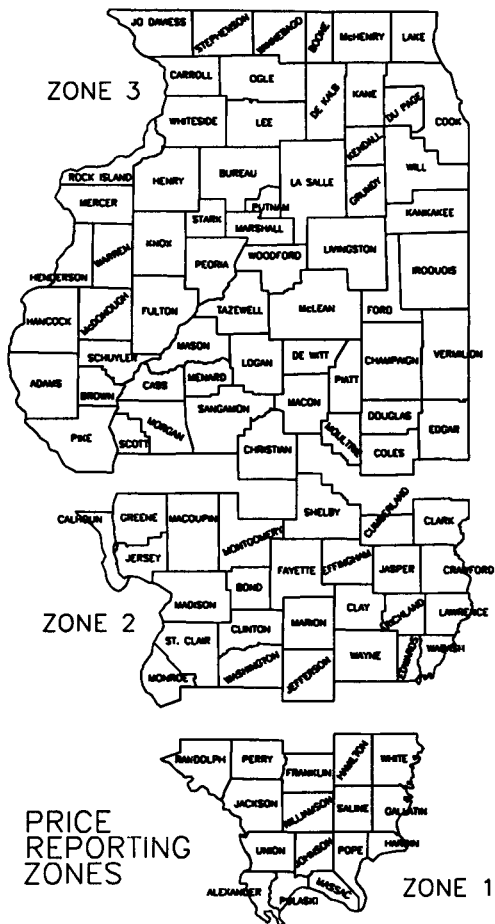
November 20, 2002

PRICES PAID ILLINOIS TIMBER PRODUCERS MAY 2002 THROUGH AUGUST 2002

This report is prepared by the Illinois Agricultural Statistics Service in cooperation with the Illinois Division of Resources Protection & Stewardship. Unless otherwise indicated, prices shown in this report are prices reported by licensed timber buyers. The cooperation of those timber buyers who participated in the survey is greatly appreciated.

Illinois is divided into three price-reporting zones, based on timber resources, similarity, utilization standards and practices and soil types. Zone 1 is the Southern Unit; Zone 2, the Claypan Unit; and Zone 3, the Prairie Unit. Ranges of prices for each zone are shown on the back of this report. Of the timber buyers reporting volume of their 2002 operations, 40% indicated their volume was 500 thousand board feet or more.

This report can be used only as a general guide for determining market value of timber. General market and economic conditions are the major price-determining factors. Certain local considerations such as accessibility, site and terrain, distance to market, size of sale, and tree size and quality also affect the price paid. For technical, marketing or management assistance, contact your local State Forester, or the Division of Resources Protection & Stewardship, Illinois Department of Natural Resources, No. 1 Natural Resources Way, Springfield, Illinois 62702.



AVERAGE PRICES FOR STUMPAGE AND F.O.B. IN SELECTED PERIODS SAWTIMBER - \$ PER M BD. FT.

SPECIES	May 2001 - August 2001		November 2001 - February 2002		May 2002 - August 2002	
	Stumpage	F.O.B. Mill	Stumpage	F.O.B. Mill	Stumpage	F.O.B. Mill
Ash	140	290	120	280	130	270
Basswood	90	220	95	220	75	200
Beech	60	180	55	170	60	190
Cottonwood	60	160	60	180	55	170
Sweet Gum	65	190	60	180	80	190
Elm & Hackberry	60	180	60	170	60	180
Hickory	90	240	90	220	100	240
Soft Maple	110	250	120	270	120	260
Cherry					370	560
Sugar Maple	180	410	210	440	230	420
Black Oak	160	310	180	340	200	380
Pin Oak	80	190	70	180	100	210
Red Oak	240	430	260	440	260	450
White Oak	240	400	220	380	240	430
Yellow Poplar	120	240	120	280	160	310
Sycamore	70	180	60	180	75	200
Black Walnut	380	670	420	650	480	720
Woods Run Bottomland	100	210	90	190	100	210
Woods Run Upland	180	310	170	360	190	360

FACE VENEER - \$ PER M BD. FT.

Red Oak	460	890	620	1,190	460	1,020
White Oak	910	1,670	870	1,700	920	1,520
Walnut	1,580	2,620	1,500	3,040	1,660	2,690
Cherry					930	1,460

COOPERAGE - \$ PER M BD. FT.

White Oak	250	480	220	440	210	490
-----------	-----	-----	-----	-----	-----	-----

UNPEELED PULPWOOD - \$ PER TON

Ton	4.00	20.00	3.20	21.00	3.33	21.50
-----	------	-------	------	-------	------	-------

-OVER-

Pre-sorted
 Standard
 U.S. Postage
 PAID
 Springfield, IL
 PERMIT NO.
 906

MOST COMMONLY REPORTED PRICES PAID ILLINOIS TIMBER PRODUCERS							
May 2002 - August 2002							
PRODUCT	UNIT	Zone 1		Zone 2		Zone 3	
		Stumpage	F.O.B. Mill	Stumpage	F.O.B. Mill	Stumpage	F.O.B. Mill
1. <u>Sawtimber</u>							
Ash	M bd. ft.	50-150	225-300	50-300	200-400	NA	150-300
Basswood	M bd. ft.	NA	NA	50-120	140-250	50-100	150-250
Beech	M bd. ft.	NA	NA	40-80	150-230	NA	NA
Cottonwood	M bd. ft.	45-75	NA	10-120	150-220	NA	NA
Sweet Gum	M bd. ft.	NA	NA	20-120	150-250	NA	NA
Elm & Hackberry	M bd. ft.	NA	NA	20-130	150-230	20-100	NA
Hickory	M bd. ft.	100-125	NA	60-150	170-350	30-100	110-300
Soft Maple	M bd. ft.	70-140	150-350	60-200	180-400	100-200	300-350
Cherry	M bd. ft.	200-750	NA	40-550	300-850	100-800	200-700
Sugar Maple	M bd. ft.	NA	NA	100-300	200-610	200-300	400-450
Black Oak	M bd. ft.	NA	300-450	80-400	200-600	100-250	NA
Pin Oak	M bd. ft.	30-100	150-210	40-150	150-250	50-200	200-350
Red Oak	M bd. ft.	250-275	450-500	100-500	200-700	100-400	300-450
White Oak	M bd. ft.	150-300	NA	80-400	200-600	100-500	300-700
Yellow Poplar	M bd. ft.	NA	NA	70-250	200-380	NA	NA
Sycamore	M bd. ft.	50-75	180-210	50-150	150-260	NA	NA
Black Walnut	M bd. ft.	NA	250-850	200-900	450-1,000	200-1,000	400-1,100
Woods Run Bottomland	M bd. ft.	70-110	150-220	60-150	160-280	50-100	NA
Woods Run Upland	M bd. ft.	85-220	180-400	65-350	190-500	100-200	NA
STATEWIDE							
		Stumpage			F.O.B. Mill		
2. <u>Face Veneer</u>							
Red Oak	M bd. ft.	250-800			400-1,400		
White Oak	M bd. ft.	160-1,500			360-2,100		
Walnut	M bd. ft.	400-3,125			600-4,500		
Cherry	M bd. ft.	300-2,000			400-2,000		
3. <u>Cooperage</u>							
White Oak	M bd. ft.	120-300			420-600		
4. <u>Pulpwood</u>							
Unpeeled	M bd. ft.	3.00-4.00			20.00-23.00		

LOG SCALES USED BY REPORTING BUYERS		
Scale	Percent Using	
Doyle	98	
Scribner	2	
International	-	
CUSTOM SAWING BY THOSE REPORTING		
Region	Percent Reporting	Rated Reported \$/M bd. ft.
Zone 1	14	120-120
Zone 2	33	100-250
Zone 3	12	180-300
Illinois	21	100-300

VOLUME OF 2000-2001 OPERATIONS				
Size in (000) bd. ft.	Zone 1	Zone 2	Zone 3	All
	%	%	%	%
1 - 100	40	6	69	34
100 - 500	40	41	8	26
500 - 1,000	20	6	15	9
1,000 - 3,000	-	18	8	14
3,000 +	-	29	-	17

Cooperage is the manufacture of barrels. Face veneer is logs cut into thin sheets or "veneer" used mostly by furniture builders. Pulpwood is used in making paper, fiberboard, and similar products. M bd. ft. means thousand board feet. Sawtimber refers to logs that are cut into lumber or timbers. F.O.B. refers to the price paid for timber delivered to the mill.



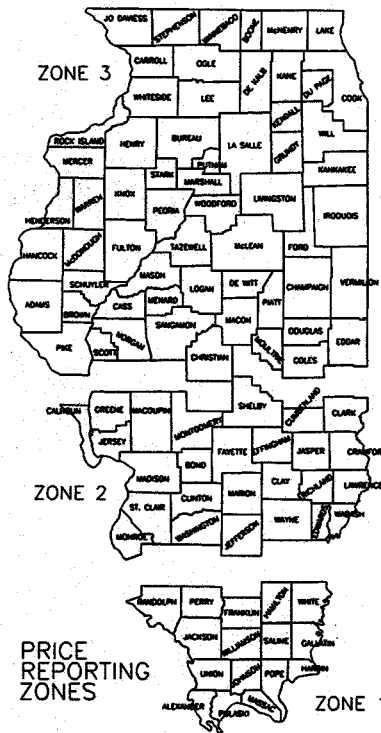
Illinois Agricultural
Statistics Service
P.O. Box 19283
Springfield, IL 62794-9283
Ph (217) 492-4295
U.S. Department of Agriculture
www.agstats.state.il.us

ILLINOIS TIMBER PRICES

RESOURCES PROTECTION & STEWARDSHIP
No. 1 Natural Resources Way
Springfield, Illinois, 62702
Phone: (217) 785-8774
dnr.state.il.us



December 31, 2003



PRICES PAID ILLINOIS TIMBER PRODUCERS MAY 2003 THROUGH AUGUST 2003

This report is prepared by the Illinois Agricultural Statistics Service in cooperation with the Illinois Division of Resources Protection & Stewardship. The cooperation of those timber buyers who participated in the survey is greatly appreciated.

Illinois is divided into three price-reporting zones, based on timber resources, similarity, utilization standards and practices and soil types. Zone 1 is the Southern Unit; Zone 2, the Claypan Unit; and Zone 3, the Prairie Unit. Ranges of prices for each zone are shown on the back of this report. Of the timber buyers reporting volume of their 2003 operations, 40% indicated their volume was 500 thousand board feet or more.

This report can be used only as a general guide for determining market value of timber. General market and economic conditions are the major price-determining factors. Certain local considerations such as accessibility, site and terrain, distance to market, size of sale, and tree size and quality also affect the price paid. For technical, marketing or management assistance, contact your local State Forester, or the Division of Resources Protection & Stewardship, Illinois Department of Natural Resources, No. 1 Natural Resources Way, Springfield, Illinois 62702.

AVERAGE PRICES FOR STUMPAGE AND F.O.B. IN SELECTED PERIODS SAWTIMBER - \$ PER M BD. FT.

SPECIES	May 2002 - August 2002 002		November 2002 - February 2003		May 2003 - August 2003	
	Stumpage	F.O.B. Mill	Stumpage	F.O.B. Mill	Stumpage	F.O.B. Mill
Ash	130	270	140	280	140	270
Basswood	75	200	100	210	110	240
Beech	60	190	60	190	55	210
Cottonwood	55	170	60	180	65	180
Sweet Gum	80	190	80	200	85	220
Elm & Hackberry	60	180	65	180	70	190
Hickory	100	240	120	250	120	270
Soft Maple	120	260	120	240	120	260
Cherry	370	560	400	620	410	620
Sugar Maple	230	420	250	500	250	490
Black Oak	200	380	190	340	200	370
Pin Oak	100	210	90	200	85	190
Red Oak	260	450	270	470	280	540
White Oak	240	430	250	400	270	470
Yellow Poplar	160	310	140	310	140	300
Sycamore	75	200	70	190	70	200
Black Walnut	480	720	570	760	490	820
Woods Run Bottomland	100	210	110	210	90	220
Woods Run Upland	190	360	210	360	210	420
FACE VENEER - \$ PER M BD. FT.						
Red Oak	460	1,020	550	1,050	420	1080
White Oak	920	1,520	1,000	1,510	940	1720
Walnut	1,660	2,690	1,790	2,730	1730	2800
Cherry	930	1,460	1,030	1,580	960	1750
COOPERAGE - \$ PER M BD. FT.						
White Oak	210	490	260	460	270	460
UNPEELED PULPWOOD - \$ PER TON						
Ton	3.33	21.50	N/A	N/A	4.00	26.00

Pre-sorted
 Standard
 U.S. Postage
 PAID
 Springfield, IL
 PERMIT NO.
 906

MOST COMMONLY REPORTED PRICES PAID TO ILLINOIS TIMBER PRODUCERS							
May 2003 - August 2003							
PRODUCT	UNIT	Zone 1		Zone 2		Zone 3	
		Stumpage	F.O.B. Mill	Stumpage	F.O.B. Mill	Stumpage	F.O.B. Mill
1. <u>Sawtimber</u>							
Ash	M bd. ft.	100-150	275-300	75-300	200-400	80-300	150-360
Basswood	M bd. ft.	N/A	N/A	50-100	200-375	75-200	200-260
Beech	M bd. ft.	50-70	N/A	N/A	N/A	N/A	N/A
Cottonwood	M bd. ft.	45-80	175-210	50-120	100-210	30-60	100-220
Sweet Gum	M bd. ft.	N/A	N/A	50-170	190-350	N/A	N/A
Elm & Hackberry	M bd. ft.	45-80	175-210	50-120	190-210	50-100	140-220
Hickory	M bd. ft.	70-150	150-275	70-250	180-500	50-150	200-275
Soft Maple	M bd. ft.	50-125	150-325	50-200	200-425	50-200	200-300
Cherry	M bd. ft.	300-700	300-650	120-500	400-800	250-750	300-925
Sugar Maple	M bd. ft.	125-170	300-375	100-400	250-1200	200-500	300-600
Black Oak	M bd. ft.	150-200	300-450	100-300	200-600	50-325	200-450
Pin Oak	M bd. ft.	40-100	150-210	50-120	180-210	50-150	200-220
Red Oak	M bd. ft.	170-300	450-600	160-450	350-900	100-500	300-600
White Oak	M bd. ft.	150-300	400-450	175-400	350-700	100-500	225-600
Yellow Poplar	M bd. ft.	N/A	200-400	N/A	N/A	N/A	N/A
Sycamore	M bd. ft.	50-80	200-210	50-120	180-210	50-80	160-220
Black Walnut	M bd. ft.	400-600	N/A	300-600	700-1,000	250-800	600-1,000
Woods Run Bottomland	M bd. ft.	60-100	150-300	65-120	190-300	50-150	240-250
Woods Run Upland	M bd. ft.	130-300	230-600	60-300	190-600	50-300	450-500
STATEWIDE							
		Stumpage				F.O.B. Mill	
2. <u>Face Veneer</u>							
Red Oak	M bd. ft.	175-800				520-1,400	
White Oak	M bd. ft.	260-1,500				300-2,400	
Walnut	M bd. ft.	300-3,000				500-4,000	
Cherry	M bd. ft.	300-1,500				400-3,000	
3. <u>Cooperage</u>							
White Oak	M bd. ft.	200-300				400-550	
4. <u>Pulpwood</u>							
Unpeeled	M bd. ft.	2.00-7.00				20.00-32.00	

LOG SCALES USED BY REPORTING BUYERS		
Scale	Percent Using	
Doyle	95	
Scribner	3	
InterN/AtioN/Al	2	
CUSTOM SAWING BY THOSE REPORTING		
Region	Percent Reporting	Rated Reported \$/M bd. ft.
Zone 1	14	N/A
Zone 2	14	150-200
Zone 3	29	200-500
Illinois	21	150-500

VOLUME OF 2002-2003 OPERATIONS				
Size in (000) bd. ft.	Zone 1	Zone 2	Zone 3	All
	%	%	%	%
1 - 100	20	27	56	41
100 - 500	40	18	13	19
500 - 1,000	20	18	13	15
1,000 - 3,000	20	27	6	16
3,000 +	-	10	12	9

Cooperage is the manufacture of barrels. Face veneer is logs cut into thin sheets or "veneer" used mostly by furniture builders. Pulpwood is used in making paper, fiberboard, and similar products. M bd. ft. means thousand board feet. Sawtimber refers to logs that are cut into lumber or timbers. F.O.B. refers to the price paid for timber delivered to the mill. Stumpage is the price for a standing tree.

N/A- Not Available Due To Insufficient Reports

Brad Schwab, State Statistician

Jerry Burney, Mark Schleusener, Agricultural Statisticians

Pre-sorted
 Standard
 U.S. Postage
 PAID
 Springfield, IL
 PERMIT NO.
 906

MOST COMMONLY REPORTED PRICES PAID ILLINOIS TIMBER PRODUCERS							
November 2002 - February 2003							
PRODUCT	UNIT	Zone 1		Zone 2		Zone 3	
		Stumpage	F.O.B. Mill	Stumpage	F.O.B. Mill	Stumpage	F.O.B. Mill
1. Sawtimber							
Ash	M bd. ft.	80-200	225-400	80-250	200-400	50-200	140-400
Basswood	M bd. ft.	NA	180-300	80-150	150-250	30-150	140-250
Beech	M bd. ft.	50-85	180-200	60-80	180-200	NA	NA
Cottonwood	M bd. ft.	50-85	150-200	30-100	150-200	10-75	100-220
Sweet Gum	M bd. ft.	50-100	200-210	50-120	190-200	NA	NA
Elm & Hackberry	M bd. ft.	50-100	170-200	30-120	150-200	20-75	120-200
Hickory	M bd. ft.	50-150	150-400	60-150	150-350	30-225	100-300
Soft Maple	M bd. ft.	NA	150-320	60-150	150-300	50-250	150-400
Cherry	M bd. ft.	150-550	300-1000	200-500	350-850	100-650	250-1000
Sugar Maple	M bd. ft.	125-300	300-600	150-350	200-650	100-350	450-650
Black Oak	M bd. ft.	100-325	280-600	80-350	190-500	120-320	180-500
Pin Oak	M bd. ft.	40-100	150-200	30-120	180-200	50-200	200-250
Red Oak	M bd. ft.	175-500	400-650	100-400	180-800	120-400	200-650
White Oak	M bd. ft.	200-300	400-525	190-500	200-650	120-500	200-550
Yellow Poplar	M bd. ft.	80-175	200-350	80-150	200-400	NA	NA
Sycamore	M bd. ft.	50-85	175-200	60-120	150-200	20-80	180-200
Black Walnut	M bd. ft.	300-1000	250-800	300-700	400-1,000	200-1,000	750-1,200
Woods Run Bottomland	M bd. ft.	NA	150-250	70-160	180-200	50-150	250-255
Woods Run Upland	M bd. ft.	150-300	250-550	100-350	NA	100-250	410-500
STATEWIDE							
		Stumpage				F.O.B. Mill	
2. Face Veneer							
Red Oak	M bd. ft.	200-800				460-1,550	
White Oak	M bd. ft.	250-1,600				225-2,343	
Walnut	M bd. ft.	600-3,000				600-4,550	
Cherry	M bd. ft.	500-2,000				460-2,000	
3. Cooperage							
White Oak	M bd. ft.	210-300				430-500	
4. Pulpwood							
Unpeeled	M bd. ft.	NA				NA	

LOG SCALES USED BY REPORTING BUYERS		
Scale	Percent Using	
Doyle	100	
Scribner	-	
International	-	

CUSTOM SAWING BY THOSE REPORTING		
Region	Percent Reporting	Rated Reported \$/M bd. ft.
Zone 1	14	100-150
Zone 2	35	100-300
Zone 3	19	110-400
Illinois	23	100-400

VOLUME OF 2002-2003 OPERATIONS				
Size in (000) bd. ft.	Zone 1	Zone 2	Zone 3	All
	%	%	%	%
1 - 100	10	6	50	27
100 - 500	20	24	23	22
500 - 1,000	20	23	14	18
1,000 - 3,000	20	29	13	21
3,000 +	30	18	-	12

Cooperage is the manufacture of barrels. Face veneer is logs cut into thin sheets or "veneer" used mostly by furniture builders. Pulpwood is used in making paper, fiberboard, and similar products. M bd. ft. means thousand board feet. Sawtimber refers to logs that are cut into lumber or timbers. F.O.B. refers to the price paid for timber delivered to the mill. Stumpage is the price farmers get for a standing tree.




Illinois Agricultural
Statistics Service
P.O. Box 19283
Springfield, IL 62794-9283
Ph (217) 492-4295

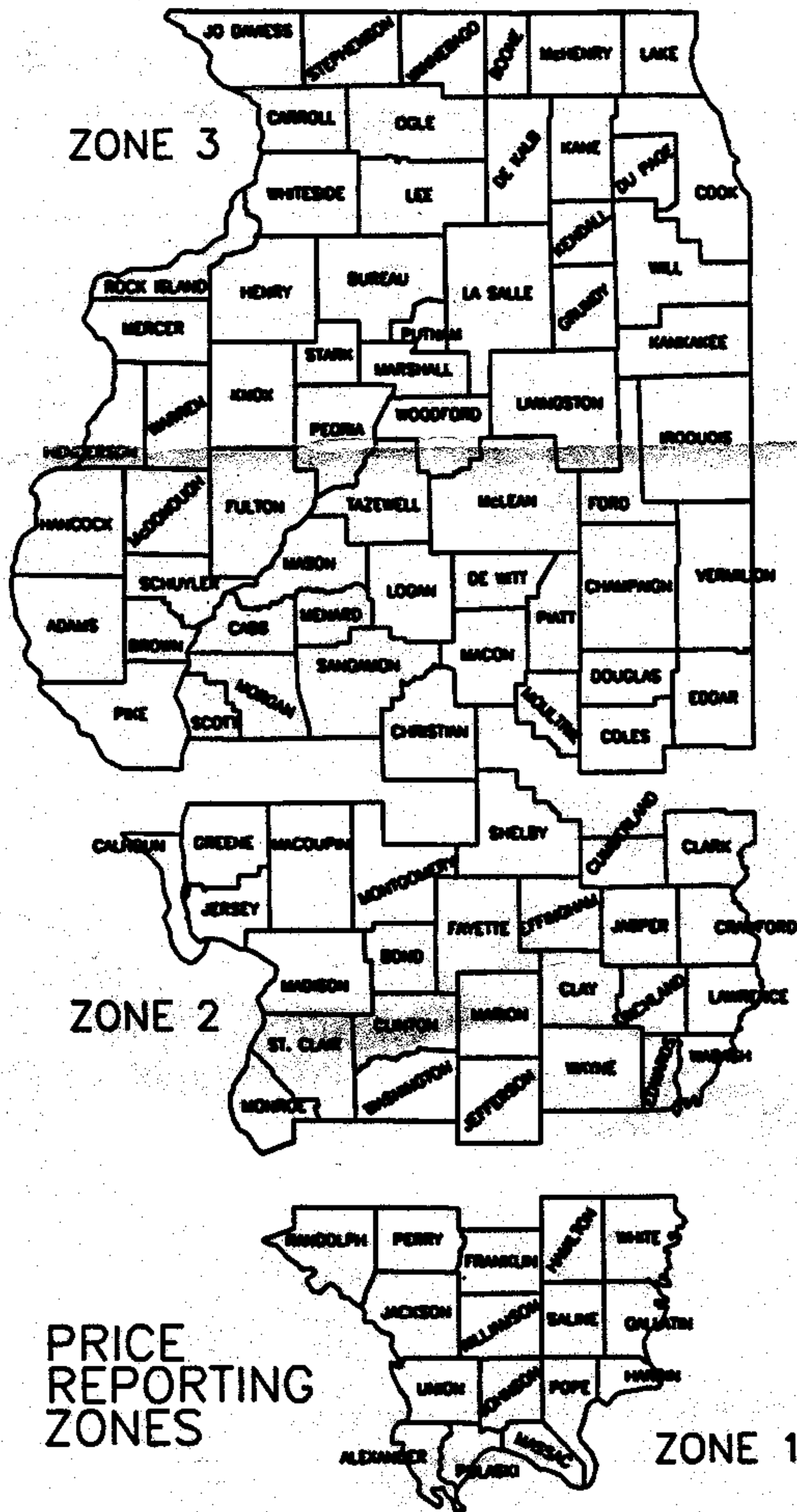
U.S. Department of Agriculture
www.agstats.state.il.us

ILLINOIS TIMBER PRICES

RESOURCES PROTECTION & STEWARDSHIP
No. 1 Natural Resources Way
Springfield, Illinois, 62702
Phone: (217) 785-8774
dnr.state.il.us



April 27, 2004



PRICES PAID ILLINOIS TIMBER PRODUCERS NOVEMBER 2003 THROUGH FEBRUARY 2004

This report is prepared by the Illinois Agricultural Statistics Service in cooperation with the Illinois Division of Resources Protection & Stewardship. The cooperation of those timber buyers who participated in the survey is greatly appreciated.

Illinois is divided into three price-reporting zones, based on timber resources, similarity, utilization standards and practices and soil types. Zone 1 is the Southern Unit; Zone 2, the Claypan Unit; and Zone 3, the Prairie Unit. Ranges of prices for each zone are shown on the back of this report. Of the timber buyers reporting volume of their 2004 operations, 59% indicated their volume was 500 thousand board feet or more.

This report can be used only as a general guide for determining market value of timber. General market and economic conditions are the major price-determining factors. Certain local considerations such as accessibility, site and terrain, distance to market, size of sale, and tree size and quality also affect the price paid. For technical, marketing or management assistance, contact your local State Forester, or the Division of Resources Protection & Stewardship, Illinois Department of Natural Resources, No. 1 Natural Resources Way, Springfield, Illinois 62702.

AVERAGE PRICES FOR STUMPAGE AND F.O.B. IN SELECTED PERIODS SAWTIMBER - \$ PER M BD. FT.

SPECIES	November 2002 - February 2003		May 2003 - August 2003		November 2003 - February 2004	
	Stumpage	F.O.B. Mill	Stumpage	F.O.B. Mill	Stumpage	F.O.B. Mill
Ash	140	280	140	270	150	330
Basswood	100	210	110	240	120	260
Beech	60	190	55	210	65	200
Cottonwood	60	180	65	180	60	180
Sweet Gum	80	200	85	220	95	220
Elm & Hackberry	65	180	70	190	65	190
Hickory	120	250	120	270	130	280
Soft Maple	120	240	120	260	160	290
Cherry	400	620	410	620	410	700
Sugar Maple	250	500	250	490	280	520
Black Oak	190	340	200	370	210	410
Pin Oak	90	200	85	190	95	200
Red Oak	270	470	280	540	320	540
White Oak	250	400	270	470	280	490
Yellow Poplar	140	310	140	300	160	300
Sycamore	70	190	70	200	75	190
Black Walnut	570	760	490	820	510	830
Woods Run Bottomland	110	210	90	220	130	220
Woods Run Upland	210	360	210	420	220	380

FACE VENEER - \$ PER M BD. FT.

Red Oak	550	1,050	420	1,080	630	1,080
White Oak	1,000	1,510	940	1,720	970	1,670
Walnut	1,790	2,730	1,730	2,800	1,630	2,780
Cherry	1,030	1,580	960	1,750	1,000	1,950

COOPERAGE - \$ PER M BD. FT.

White Oak	260	460	270	460	310	550
-----------	-----	-----	-----	-----	-----	-----

UNPEELED PULPWOOD - \$ PER TON

Ton	N/A	N/A	4.00	26.00	3.00	25.00
-----	-----	-----	------	-------	------	-------

MOST COMMONLY REPORTED PRICES PAID TO ILLINOIS TIMBER PRODUCERS

November 2003 - February 2004

PRODUCT	UNIT	Zone 1		Zone 2		Zone 3	
		Stumpage	F.O.B. Mill	Stumpage	F.O.B. Mill	Stumpage	F.O.B. Mill
1. <u>Sawtimber</u>							
Dollars							
Ash	M bd. ft.	100-250	200-400	60-300	250-550	40-200	150-400
Basswood	M bd. ft.	100-120	200-330	50-120	200-300	40-300	150-350
Beech	M bd. ft.	50-100	200-230	N/A	N/A	N/A	N/A
Cottonwood	M bd. ft.	30-75	100-230	30-120	180-210	30-90	140-200
Sweet Gum	M bd. ft.	50-100	180-210	50-150	200-300	N/A	N/A
Elm & Hackberry	M bd. ft.	30-100	120-240	30-120	180-210	40-100	150-200
Hickory	M bd. ft.	25-150	150-550	60-250	180-500	40-300	150-400
Soft Maple	M bd. ft.	70-200	150-380	50-250	190-450	100-300	250-450
Cherry	M bd. ft.	200-600	300-840	200-650	420-2,000	200-650	500-1,000
Sugar Maple	M bd. ft.	150-300	200-630	150-300	250-800	100-600	400-1,000
Black Oak	M bd. ft.	100-350	250-500	120-350	180-700	50-280	220-500
Pin Oak	M bd. ft.	40-300	150-300	50-120	160-250	40-150	150-220
Red Oak	M bd. ft.	150-350	450-640	200-400	180-1,000	200-1,000	500-650
White Oak	M bd. ft.	200-700	250-930	200-350	180-700	100-400	200-1,000
Yellow Poplar	M bd. ft.	N/A	200-400	N/A	230-350	N/A	N/A
Sycamore	M bd. ft.	40-100	120-210	50-120	200-220	40-100	180-200
Black Walnut	M bd. ft.	300-650	250-1,000	300-1,000	450-2,000	300-1,000	600-1,250
Woods Run Bottomland	M bd. ft.	20-150	150-300	60-200	190-250	50-800	180-280
Woods Run Upland	M bd. ft.	25-280	250-500	60-300	190-600	100-600	400-550
STATEWIDE							
		Stumpage				F.O.B. Mill	
2. <u>Face Veneer</u>							
Red Oak	M bd. ft.	250-1,000				550-1,500	
White Oak	M bd. ft.	250-2,000				450-2,500	
Walnut	M bd. ft.	500-3,000				1,000-4,500	
Cherry	M bd. ft.	300-2,000				800-3,000	
3. <u>Cooperage</u>							
White Oak	M bd. ft.	80-500				450-700	
4. <u>Pulpwood</u>							
Unpeeled	M bd. ft.	2.00-5.00				21.00-30.00	

LOG SCALES USED BY REPORTING BUYERS		
Scale	Percent Using	
Doyle	100	
Scribner	-	
International	-	
CUSTOM SAWING BY THOSE REPORTING		
Region	Percent Reporting	Rated Reported \$/M bd. ft.
Zone 1	7	N/A
Zone 2	23	150-300
Zone 3	21	200-400
Illinois	18	120-400

VOLUME OF 2002-2003 OPERATIONS				
Size in (000) bd. ft.	Zone 1	Zone 2	Zone 3	All
	%	%	%	%
1 - 100	-	19	39	22
100 - 500	23	12	22	19
500 - 1,000	31	25	6	19
1,000 - 3,000	31	31	17	26
3,000 +	15	13	16	14

Cooperage is the manufacture of barrels. Face veneer is logs cut into thin sheets or "veneer" used mostly by furniture builders. Pulpwood is used in making paper, fiberboard, and similar products. M bd. ft. means thousand board feet. Sawtimber refers to logs that are cut into lumber or timbers. F.O.B. refers to the price paid for timber delivered to the mill. Stumpage is the price for a standing tree.

N/A- Not Available Due To Insufficient Reports

MARKED TIMBER SALES - November 2003 through February 2004

Statewide Stumpage

Woods Run Upland - \$240 - \$370/M bd.ft

Woods Run Bottom land - N/A

Prices supplied to District Foresters by seller may include some veneer